

**Fort Sill Regulation 385-64**

**Safety**

# **Explosives Safety Management Program (ESMP)**

**Department of the Army  
Headquarters, USAFCoEFS  
455 McNair Avenue, Suite 100  
Fort Sill, OK 73503  
18 July 2025**

**UNCLASSIFIED**

Department of the Army  
Headquarters, USAFCoEFS  
455 McNair Avenue, Suite 100  
Fort Sill, OK 73503  
18 July 2025

Fort Sill Regulation 385-64

Effective: 18 July 2025

Safety  
**Explosives Safety Management Program (ESMP)**

---

**History.** This ESMP identifies the roles and responsibilities of all organizations with an A&E mission at Fort Sill including any service components, contractors, and/or tenant activities. The term USAFCoEFS incorporates all organizations assigned or attached on Fort Sill to include Logistics Readiness Command (LRC) and United States Army Garrison (USAG) Regulation.

**Summary.** This regulation provides all personnel with Ammunition management procedures on Fort Sill. This regulation is distributed and published solely through the Directorate of Human Resources, Administrative Services Division Homepage at:  
<https://sill-www.army.mil/USAG/publications.html>

**Supplementation.** Local supplementation of this regulation requires coordination with USAFCoEFS Safety Office.

**Suggested Improvements.** The proponent office of this regulation is USAFCoEFS Safety Office. Send comments and suggested improvements on Department of Army (DA) Form 2028, Recommended Changes to Publications and Blank Forms, to Commander, USAG and Fort Sill, ATTN: Safety Office, Fort Sill, OK 73503.

**Applicability.** Procedures outlined in this regulation apply to all Active-Duty units, activities, organizations, dependents, contractors, National Guard, Reserve units and other agencies that use ammunition services at Fort Sill.

  
Digitally signed by  
MORGAN.JAYSON.BRIAN.11348  
06075  
Date: 2025.07.29 15:42:01 -05'00'

JAYSON B. MORGAN  
Colonel, GS  
Chief of Staff



M. LORENZO HELLER  
Director, Human  
Resources

**DISTRIBUTION:**  
Fort Sill Intranet  
30th ADA BDE  
31st ADA BDE  
75th FA BDE  
428th FA BDE  
434th FA BDE  
MEDDAC  
DENTAC  
U.S. Army Garrison  
Headquarters  
Detachment  
Reserve/ARNG  
Components

---

**\*This regulation supersedes FS regulation 385-64, 01 February 2023.**

# ***SUMMARY of CHANGE***

## **FS REG 385–64**

### **Explosives Safety Management Program**

This major revision, dated 18 July 2025:

- Aligns the risk acceptance authority for safety standard deviations with the current CG policy memorandum for risk acceptance authority.
- Updates the FCoE Safety Director duties to include:
- Participation in the Fort Sill master planning process and annual review of the Fort Sill master plan, ensure adequate communication between safety, firefighting, security, emergency response, ammunition surveillance, and storage personnel.
- Annually review and document the installations' explosive location map, ensure required explosive safety site plans, submissions, and licensing's are accomplished.
- Maintain LPS test result records, and review and issue ammunition storage licenses (paras 1-8b (7), (8), (11), (12), (13), (14)).
- Removes the requirement of the USAG Commander to implement the A&E amnesty program (para 1-8c (3)).
- Moves all tenant organizations explosive safety programs under the FCoE Safety Office for support (throughout).
- Changes the A&E working group to the Explosives Safety Working Group, and the Ammunition Explosives Safety Board to the Explosives Safety Council (para 1-8d (15)).
- Changes LPS visual inspections from every 12 months to every 10 months, and bi-annual testing from every 24 months to every 20 months, to prevent overdue inspections, or testing scheduling conflicts (para 1-8g (2)).
- Changes ESMPB to Explosives Safety Certification Board (para 1-8i (3)).
- Reduces amnesty collection point to 4 locations controlled by the QASAS (para 4-4c).
- Added the two designated areas for FARRP operations (para 4-7c).
- Changes requirement for all Deviation Approval Risk Acceptance Documents (DARAD) to

be routed through the FCoE Safety Office (para 4-10b).

- Changes wording from; “The Fort Sill Senior Commander is responsible for the overall Explosives Safety Management Program of the installation” to “The USAFCoEFS Senior Commander is responsible for the overall Explosives Safety Management Program of the installation”. (Para 1-6 a. (1)).
- Changes wording from “maintains risk acceptance authority for safety standard deviations as outline in DA Pam 385-30, Risk Management, table 4-1 for high-risk exemptions and waivers. Risk acceptance authority for medium and below may delegate to the next lower-level O-6 Commander in writing.” to “Maintains risk acceptance authority for safety standard deviations IAW current CG Policy on Risk Management and Risk Acceptance Authority.” (Para 1-6. A. (2)).
- Removed para 1-6. C. (3) IAW IMCOM 385-10; Implement ammunition and explosives amnesty program and provide amnesty containers at each ammunition supply point.
- Changed requirements for USAG Safety Manager 1-6. D. (1).
- Garrison Safety Office is referred to as GSO
- Changed wording from 12 through 17 To 15 through 20 (Para 3-5 a).
- Added wording (by having the commander sign the FS 700 this serves as the commander’s authorization to store small quantities of ammunition for operational purposes. DA Form 581 must accompany this FS 700 Form).
- Changed responsibilities from GSO to FCoE Safety Office (para 3-9 b).
- Changed responsibilities from GSO to FCoE safety Office (4-10. b.)
- Removed paragraph C. (para 4-10. C.)
- Updates the Fort Sill Arms room ammunition storage request packet (originally Appendix G, now Appendix D).
- Consolidated Appendices D, E, F and G into Appendix D. (Updated remaining appendices and figure numbering as necessary).
- Makes other minor administrative and grammatical changes (throughout).
- Updated Fort Sill 700 Ammunition Storage License dated January 2023 (Appendix E).
- Removed CG Risk Acceptance Authority Memorandum.

## Contents

### **Chapter 1• Overview • page 8**

Purpose • 1-1, page 8

Policy • 1-2, page 8

Applicability • 1-3, page 9

References • 1-4, page 9

Explanations of Abbreviations and Terms • 1-5, page 9

Roles and Responsibilities • 1-6, page 9

Mishap Prevention Program • 1-7, page 21

Emergency Response • 1-8, page 21

Inspections, Evaluations and Audits • 1-9, page 26

Facilities Conformance • 1-10, page 27

Facilities Maintenance • 1-11, page 27

Ranges • 1-12, page 27

Imminent Danger • 1-13, page 28

Pyrotechnics • 1-14, page 28

Blank Small Arms Ammunition • 1-15, page 29

Smoke and Riot Control Agents • 1-16, page 29

Ammunition Weapon Malfunction Reporting Procedures • 1-17, page 29

Fire Extinguishers • 1-18, page 31

Refueling Operations • 1-19, page 31

Tie-Down Procedures • 1-20, page 31

Designated Ammunition Truck Routes • 1-21, page 32

Stops during Movement of Ammunition • 1-22, page 32

Static Generating Materials • 1-23, page 32

Ammunition Found on Post (AFOP) • 1-24, page 32

Commercial Explosives and Fireworks • 1-25, page 33

### **Chapter 2 • Councils and Boards • page 33**

Explosives Safety Council • 2-1, page 33

Ammunition and Explosives Handler Certification Board • 2-2, page 34

### **Chapter 3• Ammunition and Explosives Storage • page 35**

Explosives Safety Site Plans (ESSP) • 3-1, page 35

Safe Storage Principles and General Requirements • 3-2, page 36

Explosives Licensing • 3-3, page 38

Transportation Requirements for A&E • 3-4, page 39

Arms Room Storage • 3-5, page 41

Fire Symbols • 3-6, page 42

Mixed or “Z” Compatibility Storage • 3-7, page 43

Lightning Warning Systems • 3-8, page 43

Lightning Protection System and Grounding • 3-9, page 44

Nonstandard Ammunition • 3-10, page 44

Delinking/linking • 3-11, page 44

Pyrotechnics/blanks • 3-12, page 44

Transport of Controlled Inventory Item Code (CIIC) I and II Cargo • 3-13, page 45  
Field ASP/Ammunition Holding Area • 3-14, page 45

**Chapter 4• Ammunition and Explosive Safety and Training•** page 45

Required Ammunition and Explosive Training • 4-1, page 45

Demilitarization and Destruction • 4-2, page 46

Unexploded Ordnance (UXO) • 4-3, page 46 Amnesty Program • 4-4, page 47

Ammunition and Explosive Operations • 4-5, page 48

Inert or Empty Ammunition & Explosives and Inert Ammunition & Explosives  
Components • 4-6, page 48

Forward Area Rearm/Refuel Points (FARRPs) • 4-7, page 49

Deviation Approval and Risk Acceptance Document (DARAD) • 4-8, page 50

Secretarial Certification • 4-9, page 50

Risk Management • 4-10, page 50 Explosive Safety Issuances • 4-11, page 50

Hazards of Electromagnetic Radiation to Ordnance • 4-12, page 51

Records Management • 4-13, page 51

Explosive Safety Assistance • 4-14, page 52

Exceptions for the Military Working Dog • 4-15, page 52

**Appendix A**, References • page 53

**Appendix B**, Ammunition and Explosives Handlers Certification Form • page 55

**Appendix C**, Ammunition and Explosives Certification Program Matrix • page 58

**Appendix D**, Arms Room Ammunition Storage request packet example and forms page  
60

**Appendix E**, Example Explosives Storage Limits and License • page 74

**Appendix F**, Explosive Fire and Chemical Symbols • page 76

**Appendix G**, Fire Symbol Hazard, and Emergency Withdrawal Distances • page 77

**Appendix H**, Ammunition Transportation Routes• page 79 **Appendix I**, Risk  
Assessment Routing • page 82

**Appendix J**, Helpful Web Sites • page 83

**Appendix K**, Helpful Phone Numbers • page 83

**Figure B-1**, Ammunition and Explosives Handler Certification Form • page 55

**Figure C-1**, Ammunition and Explosives Certification Program Matrix • page 58

**Figure D-1**, Arms Room Ammo Storage Request Packet Example • page 60

**Figure E-1**, Example Explosive Storage Limitations • page 74

**Figure F-1**, Explosive Fire and Chemical Symbols • page 76

**Figure G-1**, Emergency Withdrawal Distances • page 77

**Figure H-1**, Ammunition Transportation Routes • page 80

**Figure I-1**, Risk Assessment Routing • page 81

**Table 1-1**, Helpful Phone Numbers • page 23

**Glossary** • page 83

## **Chapter 1 Overview**

### **1-1. Purpose**

This Explosives Safety Management Program (ESMP) establishes and implements the ESMP for USAFCoEFS Commands with Ammunition & Explosives (A&E) missions and in developing their specific explosives safety programs to protect personnel and resources. This policy complies with the requirements set forth in the Defense Explosive Safety Regulation (DESR) 6055.9E, and the Department of Defense Explosive Safety Board (DDESB); Department of Defense (DOD) Instruction 6055.16, Explosive Safety Management Program; Army Regulation (AR) 385-10, The Army Safety Program; Department of Army Pamphlet (DA Pam) 385-64, Ammunition and Explosives Safety Standards and DA Pam 385-65, Explosive and Chemical Site Plan Development and Submission.

- a. This ESMP identifies the roles and responsibilities of all organizations with an A&E mission at Fort Sill including any service components, contractors, and/or tenant activities.
- b. A&E safety standards and requirements are designed to protect against serious injury, loss of life and damage to property, but not intended to be so rigid as to prevent USAFCoEFS from accomplishing its mission. When deviating from the regulation mentioned above, the appropriate managing authority must weigh the added risk to personnel and property against strategic and other compelling reasons that necessitate such deviations.
- c. Provides the policy and framework for addressing the 16 elements: organization and staffing, site planning, facility conformance, emergency response, tenants, master planning, ranges, contractors, accident prevention program, facility maintenance, demilitarization/destruction, risk management, explosives safety issuances, records management, inspections/evaluations/audits, and training required by AR 385-10, paragraph 5-3(a) and DA Pam 385-64 fig 1.1.

### **1-2. Policy**

USAFCoEFS facilities and operations involving A&E must comply with the requirements of all applicable Federal, DOD and Army Regulations, and this plan. The following minimum requirements shall govern explosives facilities and A&E operations at Fort Sill:

- a. All new facilities, structures, or operations where an A&E operation will be conducted, will require submission of an Explosives Safety Site Plan (ESSP) IAW requirements of DA Pam 385-65 and DA Pam 385-64.
- b. Deviation Approval and Risk Acceptance Document (DARAD) and deviations to explosive safety standards can only be granted after it has been determined that compliance with applicable essential missions must still be performed, or other

necessary mission and related compelling reasons exist.

c. Standing Operating Procedures (SOP's) are an essential and integral part of any A&E operation. SOPs are mandatory for all explosives operations. All explosives' operations will be performed per the provisions of a current and approved SOP or Test Plan. Unless prohibited by law or regulation, delegate authority to others to conduct duties as deemed appropriate.

d. The cardinal principle in any operation, activity or test involving explosives is to limit the exposure to a minimum number of personnel, for a minimum time, to a minimum amount of A&E consistent with safe and efficient operations.

### **1-3. Applicability**

The provisions of this ESMP are applicable to all units, activities, and tenants that have operations and activities involving the handling, storage, shipping, transporting, receiving and/or disposal of A&E on Fort Sill.

**NOTE:** Throughout this ESMP, A&E will mean not only conventional ammunition but also nonstandard A&E, commercial A&E, chemical agent A&E, and ordnance and explosives clean-up operations when and where appropriate.

### **1-4. References**

Required and related publications and prescribed references and forms are listed in Appendix A.

### **1-5. Explanation of abbreviations and terms**

Abbreviations and terms used in this regulation are explained in the glossary.

### **1-6. Roles and Responsibilities**

#### **a. Senior Commander:**

(1) The USAFCoEFS Senior Commander is responsible for the overall Explosives Safety Management Program of the installation.

(2) Maintains risk acceptance authority for safety standard deviations IAW current CG Policy on Risk Management and Risk Acceptance Authority.

(3) Appoint a qualified Safety Manager or other certified Occupational Safety and Health professional as the FCoE/FS Explosive Safety Manager to manage all aspects of the USAFCoEFS ESMP related actions.

#### **b. FCoE Safety Director will:**



(1) Establish and manage the installation ESMP and is the Fort Sill point of contact for all explosives safety actions. Supporting agencies (e.g., USAG Safety, LRC, DPW, QASAS) will support the FCoE Safety Directors' requests.

(2) Execute the ESMP IAW DA Pam 385-64. Identify requirements for explosives licenses, explosives safety site plans, safety submissions, explosives safety deviations, waivers, and exemptions (Secretarial Certifications), coordinate with Staff, Garrison, Installation, and/or unit support personnel as needed. Ensure all Potential Explosion Sites (PES's) and Exposed Sites (ES), both military and civilian, are indicated on approved explosives safety site plans and submissions.

(3) Monitor ammunition and explosives operations for compliance with explosives safety standards.

(4) Review explosives safety actions before forwarding to the MACOM of the requesting organization to ensure operational needs and safety implications are clearly defined and projected requirements are stated.

(5) Evaluate and make recommendations for approval of requests for explosives safety waivers and exemptions.

(6) Serve as a voting member of the Explosive Safety Council (ESC that meets at a minimum semi-annually.

(7) Actively participate in the garrison or installation master planning process and annually review the installation master plan to ensure construction projects are not planned inside Explosives Safety Quantity Distance (ESQD).

(8) Adequate communications between safety, firefighting, security, emergency response, ammunition surveillance, and storage personnel.

(9) Ensure responses to findings from DDESB surveys or Ammunition Review and Technical Assistance visits from the U.S. Army Defense Ammunition Center (DAC) are developed, reviewed, and submitted to meet time requirements. The Director shall provide reports through the chain of command to ensure higher headquarters are aware of any adverse finding. The Safety Director is responsible for monitoring the status of corrective actions in response to DDESB or DAC findings.

(10) Ensure safety inspections are conducted at least annually, for all TRADOC organization areas where A&E related activities are conducted. Maintain a list of all such areas and records of inspections. Maintain records for five years.

(11) Annually review and document the installation's explosive's location map to monitor encroachment within ESQD.

(12) Ensure required explosives safety site plans, submissions, and explosives

licenses are accomplished.

(13) Maintain the lightning protection system test results records for the last six inspections cycles and review yearly trend analysis. Provide copies to FCoE Safety Director.

(14) Review and issue ammunition storage licenses.

c. USAG Commander will:

(1) Ensure operating, training, and construction plans and budget provide adequate resources to comply with ESMP requirements and to mitigate to the extent possible explosive safety hazards per AR 385-10.

(2) Serve as a voting member of the ESC that meets at a minimum semi-annually.

d. USAG Safety Manager will:

(1) Identify requirements for explosives licenses, explosives safety site plans, safety submissions, DARADs, waivers and exemptions (Secretarial Certification), for all USAG organizations and coordinate with Garrison, installation staff, and unit support personnel as necessary. Ensure all USAG PES and ES are indicated on approved explosive safety site plans and submissions.

(2) Ensure that appropriately trained personnel review all plans and protective construction designs for explosive handling, manufacture, testing, storage, surveillance, maintenance, response actions, demilitarization, and disposal operations within USAG for compliance with explosive and occupational safety standards IAW DoD Directive 4715.11.

(3) Ensure safety inspections are conducted at least annually, for all USAG areas where A&E related activities are conducted. Maintain a list of all such areas and records of periodic inspections and provide copies of each to the FCoE Safety Director. Maintain records for five years.

(4) Monitor A&E uploads and other activities for USAG organizations that involve the transportation and storage of A&E to ensure that explosive safety requirements are met.

(5) Review USAG policies, SOPs, and directives for compliance with explosives safety requirements.

(6) Review USAG DARADs and Secretarial Certification's for completeness and accuracy prior to forwarding to the FCoE Safety Director for approval and submission.

(7) Maintain a copy of all USAG approved DARADs, waivers, exemptions, and/or deviations; and advise incoming Garrison Commanders of the respective corrective action plans for each situation.

(8) Ensure USAG procedures are developed and in place for:

(a) Maintaining fire symbols and chemical hazard symbols current with actual A&E stored at a particular location.

(b) Ensuring that USAG personnel responsible for managing A&E keep current information on the type and location of A&E storage and provide this information to safety as well as firefighting personnel.

(c) Notifying the FCoE Safety Director when fire or chemical hazards change.

(d) Ensuring USAG personnel who supervise, handle, or transport A&E have the appropriate training and local certification.

(e) Maintain current maps, showing all USAG explosives locations with fire and chemical hazard symbols, including current facility response cards and notebooks for A&E storage by fire station communication centers.

(9) Monitor USAG A&E operations conducted on the installation to ensure all DOD, Federal, state, local, and contractor participants understand and comply with applicable explosives safety standards.

(10) Monitor, on a periodic basis, USAG A&E-related activities to evaluate explosives safety and the integration of risk management. Activities that should be monitored include, but may not be limited to the following:

(a) A&E storage, handling, and operating sites.

(b) A&E transportation activities.

(c) Public demonstrations to include but not limited to “Organization Day” and “Independence Day” type activities.

(11) Assist USAG Commander, Directors and staff with resolving explosives safety concerns associated with real property known or suspected to contain Munitions and Explosives of Concern (MEC).

(12) Investigate and report A&E accidents, incidents, and mishaps, per DESR 6055.09, AR 385-10, AR 75-1, Malfunctions Involving Ammunition and Explosives and DA Pam 385-40, Army Accident Investigations and Reporting; document and disseminate explosives safety lessons learned.

(13) Brief the USAG command and staff, as necessary, to keep leadership informed of explosives safety requirements, issues, and the status of the USAFCoEFS ESMP.

(14) Provide FCoE Safety Director copies of all A&E inspections, testing, and results.

(15) Serve as a member of the Explosives Safety Working Group (ESWG) which meets every 2<sup>nd</sup> Thursday, as a voting member of the Explosives Safety Certification Board (ESCB) that meets quarterly, and a representative on the ESC that meets at a minimum semi-annually.

(16) Ensure USAG safety personnel involved in inspections of ammunition or explosive sites have received the appropriate training to perform duties in a competent manner. Provide training records for these individuals to the FCoE Safety Office for ammo handler certifications.

e. Quality Assurance Specialist-Ammunition Surveillance (QASAS) will:

(1) Conduct periodic (at least annual) inspections of the ASP, range complex ammunition issuing points, and unit arms rooms as requested. Inspections will be conducted to evaluate the safety of A&E storage, packaging, handling, surveillance, maintenance, demilitarization, and disposal activities.

(2) Provide technical assistance to commanders, armorers, and safety managers as requested.

(3) Prepare explosives safety DARADs and Secretarial Certifications for matters involving the ASP and staff through FCoE Safety and other applicable offices.

(4) Review protective construction designs for A&E operational facilities for compliance with explosives safety standards at least every five years.

(5) Conduct safety inspections of A&E handling, storage, use, maintenance, and disposal areas at least annually.

(6) Monitor A&E uploads and other activities that involve the transportation, storage or conduct of other A&E-related operations which a DARAD or Secretarial Certification has been approved and/or is awaiting approval to ensure explosive safety requirements are met.

(7) Review QD compliance of existing and planned facilities both prior to and after construction. Review SOP's and directives for compliance with explosives safety requirements.

(8) Oversee and maintain the FCoE/FS A&E Amnesty Program. Inspect A&E

recovered to determine whether it is safe to handle and can be returned to the logistics system for issue.

(9) Monitor A&E-related operations to assist Army units with understanding and complying with explosive safety program requirements.

(10) Conduct and record a visual inspection of the ASP and Ammunition Holding Area (AHA) lightning protection systems (LPS) annually and provide the FCoE safety office a copy of the results. Maintain a copy of the LPS test results and records for the last six inspection cycles.

(11) Monitor and evaluate A&E-related activities, including the following:

(a) Production, storage, handling, maintenance, operating, demilitarization, and disposal.

(b) Transportation of A&E.

(c) Weapon systems modifications, special exercises, and test programs.

(d) Contingency planning.

(e) Explosives safety training.

(12) Respond and investigate ammunition malfunction incidents.

(13) Ensure ESMP policies and procedures are followed for operational and tactical A&E-related activities, such as:

(a) Siting and operation of Ammunition Holding Area (AHA), and Ammunition Transfer Points (ATPs)

(b) Siting of uploaded tactical vehicles.

(c) Relief in place and transfer of authority A&E operations.

(d) A&E retrograde, reconstitution, and reset activities in a tactical area of operation.

(e) Contractor conducted A&E Operations.

(14) Review contractor Production Work Schedule (PWS) to ensure all A&E operations are IAW regulatory requirements. Non-compliant findings are submitted to the Logistics Readiness Center (LRC) Contracting Officer Representatives (COR) and LRC Safety Manager for action.

(15) Monitors all A&E and messages and take appropriate action directed by Joint Munitions Command (JMC) and other military services.

(16) Serve as a member of both the ESWG and the ESC, as well as a voting member of the ESCB.

f. Commanders, Directorates and Tenants: having responsibilities for A&E operations and facilities on USAFCoEFS will:

(1) Establish and maintain QD limits for explosive facilities and operational sites and provide any changes to the FCoE Safety Office.

(2) Develop and coordinate the required ESSPs and final safety submissions with FCoE Safety. ESSPs and final safety submissions must have concurrence from the FCoE Safety office before they are submitted to the Director, U.S. Army Technical Center for Explosive Safety (USATCES).

(3) Develop and coordinate with the FCoE Safety Office design criteria for engineered control of explosive hazards.

(4) Develop and coordinate with the Brigade Safety Officer and FCoE Safety Office justification for explosives safety DARAD and deviations. FCoE Safety Office and Brigade will review DARAD and deviations on an annual basis to ensure accuracy and that the circumstances requiring the DARAD, or deviation have not changed.

(5) Develop A&E SOPs and test plans as required and coordinate concurrence with the FCoE Safety Office. Provide copies of new and updated SOPs and test plans as developed.

(6) Conduct regular surveys, walkthroughs, and inspections of A&E operations for compliance with explosives safety regulations and directives.

(7) Notify the FCoE Safety Office, Emergency response agencies and oversight authorities immediately of any accidents / incidents involving explosives or ammunition items.

(8) Ensure preparation of hazard analysis and risk assessments for all A&E operations, equipment, and facilities, as required.

(9) Participate in the DPW Real Property Planning Process to ensure operations do not affect operations of other Fort Sill activities, and vice versa.

(10) Allow safety representatives unlimited access to A&E areas, sometimes with short notice or no notice inspections.

(11) Ensure personnel are properly trained and licensed to handle and transport A&E.

g. Directorate of Public Works (DPW) will:

(1) Provide testing for LPS and/or grounding/bonding of ammunition and explosive storage, and operational facilities as required IAW DA Pam 385-64, chapter 17.

(2) Provide the facility managers with records of LPS, and grounding/bonding electrical tests for A&E storage facilities, airfields, and ranges. Physical testing inspections of all LPS (bonding checks) are required every 24 months (recommend scheduling for every 20 months to prevent any facility becoming non-compliant due to unforeseen situations that delay the inspection). Airfield grounding tests and visual inspections are required and recorded every 12 months (recommend scheduling every 10 months to prevent lapses). Results of these tests are kept on file for six cycles at the FCoE Safety Office.

(3) Provide engineering support necessary to ensure explosives safety standards are met.

(4) Ensure coordination with the FCoE Safety Office in the design, construction, and renovation of new or existing facilities. Ensure compliance with OSHA standards and prevent construction infringement per DESR 6055.09 and DA Pam 385-64 and DoD Directive 4715.11 on the Ammunition Supply Point, Army Airfield, Ammunition Holding Area, or other approved ammunition site plan locations.

(5) Provide review and documentation of existing and new facility physical security construction statement, DA Form 4604, every five years.

(6) Provide support for facility repairs in a timely manner and keep ESC updated on repairs and status.

h. Real Property Master Planning (DPW):

(1) Real Property Master Planning (RPMP) is a continual, collaborative, and integrated process, primarily performed at the installation level, reflective of mission requirements. To maintain this process, it is imperative that all tenants and component commands use the systems specified in AR 210-20, RPMP for Army Installations, when requesting changes or additions to the RPMP. The Senior Commander, or his/her designated representative, participates in the Installation Real Property Planning Board (RPPB) to ensure that all new construction is properly sited according to explosives safety standards.

(2) Any real property known or suspected to contain MEC, recovered chemical warfare material IAW DESR 6055.09 and DA Pam 385-64, chapter 19, Unexploded Ordnance (UXO) IAW DA Pam 385-64, chapter 19, or Chemical Warfare Materiel IAW DA Pam 385-61 will be treated and handled accordingly. Master Planning maintains an A&E Master Plan map showing locations of A&E operations and quantity distance arcs

for the Installation. The maps are developed by the FCoE and the Installation Master Planning department.

(3) The A&E Master Plan map includes the following:

(a) A&E hazard class, division, and the Net Explosives Weight (NEW) authorized at each site.

(b) A&E 'safety zones' required around each location based on ESQD criteria.

(c) Primary and alternate routes for the transport of A&E throughout the Fort Sill installation.

(d) Locations, outside of designated impact areas, authorized for the conduct of A&E operations to include loading/unloading of ground equipment, and arming and de-arming for aviation equipment (ATHPs and FARRPs)

(e) Vehicle upload and download areas (other than at authorized firing ranges – loading docks etc.,).

(f) A&E support facilities. Locations of real property and facilities known or suspected to contain MEC, Material Presenting a Potential Explosives Hazard and areas where a munitions response (cleanup) have been completed, but residual hazards are known or suspected to be present.

(g) Date of the last map validation.

(h) Airfield locations designated for jettisoning or addressing hung A&E and gun-clearing operations as addressed in applicable regulatory policy.

(4) The FCoE Safety Office annually documents a review of the A&E Master Plan map to monitor encroachment within ESQD and ensure required explosives safety site plans, submissions and explosives licenses are accomplished.

i. Director, LRC 407TH AFSB will:

(1) Coordinate with DPW for testing LPS of ammunition and explosive storage and operation facilities and airfield grounding points as outline in DA Pam 385- 64, chapter 17.

(2) Ensure ammunition is stored per the explosive's storage license and applicable explosives safety requirements. Inform all tenants, units, and satellite facility commanders of the license limits for facilities they occupy.

(3) Assist ASP and QASAS developing a training program to qualify personnel



that handle A&E.

(4) Ensure personnel are trained to standard and records maintained.

(5) Serve as a member of the ESWG group which meets every 2<sup>nd</sup> Thursday and as a member of the ESCB that meets at a minimum semi-annually.

(6) Notify FCoE Safety of proposed new construction or conditions that require explosive site license modification, DDESB submissions, etc. Provide the following items for review upon request by the FCoE Safety Office:

(a) Maintain complete Explosive Safety Report, by storage facility, showing the Department of Defense Identification Code (DODIC), nomenclature, quantity, and total NEW to FCoE Safety upon request.

(b) Copies of the current LPS inspections report.

(c) Copy of work orders submitted for correction of safety deficiencies.

j. Mission Installation Contracting Command (MICC):

(1) All contracts involving A&E shall include Defense Federal Acquisition Regulation Supplement (DFARS), clause 223.370, Safety precautions for ammunition and explosives. DFARS, clause 223.370 requires use of DOD contract safety manual and safety oversight. This clause cannot not be removed without authorization from the appropriate command level. The lead contracting agency will review appropriate A&E contracts for other explosives safety requirements.

(2) In addition to the DFARS clause, all A&E contracts will require compliance with A&E safety requirements, mishap reporting provisions and the development of an A&E SOP as required by DESR 6055.09, AR 385-10, DA Pam 385-64 and DOD 4145.26-M, whichever is most stringent.

(3) For operations monitored by Defense Contract Management Agency (DCMA), the DCMA safety representative will coordinate any A&E safety issues with the FCoE Safety Office.

k. Contracting Officer Representative of companies with A&E operations will:

(1) Ensure that the proper chain of command is followed for A&E operations that involve contractors.

(2) Coordinate with appropriate contractor representatives and Government personnel in the chain of command during the conduct of hazardous operations as required.

(3) If contractors are involved in an A&E safety related incident, ensure prompt

reporting to the appropriate authority or chain of command. All A&E related incidents must be reported immediately to the Supervisor, Commander, and Director. Immediately after management personnel notifications, notify the FCoE safety Office and the Contracting Officer.

(4) Coordinate with the Contracting Officer, applicable contractor personnel, FCoE safety Office and the Team Lead for any safety concerns occurring during A&E operations that involve contractors.

(5) Ensure all A&E handler and transportation training requirements are completed.

I. Managers and Supervisors of A&E operations and storage facilities will:

(1) Ensure personnel receive and document explosives safety training as required by DOD, Army, and/or service components command policy and standards.

(2) Ensure A&E contracts include appropriate explosives safety training requirements.

(3) Ensure every effort is taken to remove excess, unwanted, unneeded, or unknown A&E inventory from storage. Participate in Fort Sill Explosives Safety Council (ESC).

(4) Participate in Fort Sill ESWG.

(5) Coordinate with the FCoE Safety Office in the preparation of A&E safety site plans. Obtain higher HQ or component command concurrence of A&E safety site plans prior to submitting to FCoE Office for review and concurrence. Maintain the proper fire and chemical hazard symbols of A&E present within A&E facilities (unless specifically authorized not to do so, example: security concerns), and notify Fort Sill's installation Fire Department and FCoE Safety Office when those hazards change.

(6) Conduct periodic inspections and/or audits of A&E activities to ensure compliance with the activity SOP, DA Pam 385-64, and this regulation, including compliance with the Hazards of Electromagnetic Radiation on Ordnance (HERO) requirements.

(7) Ensure that A&E SOPs have been properly staffed and approved prior to starting operations, and that no deviations are allowed without proper review and approval.

(8) Prepare an Ammunition and Explosives Storage License for every separate A&E operating and storage location within the Fort Sill.

(9) In the event DoD and Army explosives safety requirements are not able to be

met, a DARAD will be prepared by the owning organization, staffed, and approved at the appropriate level IAW DA Pam 385-30.

(10) Participate as required in A&E inspections and evaluations.

(11) Ensure that A&E mishaps are properly reported, investigated, and analyzed.

(12) Ensure all operations are performed in accordance with approved ESSPs, licenses, Deliberate Risk Assessment Worksheet (DRAW), and DARADs.

(13) Ensure facilities approved for A&E storage and operations are used for their intended purposes.

(14) Ensure that a DRAW (DD Form 2977) is completed prior to any A&E operations IAW ATP 5-19, Risk Management.

(15) Ensure that all operating personnel working with A&E are trained IAW DA Pam, 385-64, Table 1.1, have completed the Ammunition Handlers Class, and have a FS A&E Handlers Certification Card.

(16) Ensure all required tools and equipment are on hand and in serviceable condition for A&E operations, ensure personnel are properly trained and licensed to operate.

(17) Provide appropriate Personal Protective Equipment (PPE), ensure personnel are trained in its proper use, and enforce personnel are using PPE when required.

(18) Those that have an A&E Mission shall manage and staff their organization with an Explosives Safety Representative.

(19) Complete all required training IAW DA Pam 385-64 Figure 1.1.

(20) Ensure personnel are properly trained and licensed to handle and transport A&E.

m. Employees will:

(1) Follow their unit or organizations A&E safety requirements and this regulation.

(2) Use the PPE and protective devices provided.

(3) Develop safe working habits by following safe practice rules and regulations to protect themselves and fellow workers from injury.

(4) Read, sign, and adhere to all applicable A&E SOPs prior to beginning working.

(5) Properly secure all A&E loads when transporting munitions.

(6) Stop any operation that will cause or is likely to cause death or serious injury or property damage. Immediately notify a supervisor or safety specialist for further guidance. Do not proceed with any A&E operation that cannot be performed safely.

(7) Notify the supervisor of all safety deficiencies.

(8) Not engage in any operations involving A&E unless certified.

n. G4 will: ensure that all personnel that transport A&E are properly licensed and endorsed with HAZMAT requirements.

o. BDE/BN Ammo Warrants (890), 89 Series SFC E-7, 761<sup>st</sup> ORD DET SFC, and an AMMO Rep for 100<sup>th</sup> BSB will participate in all scheduled ESWG via MS TEAMS meeting every 3<sup>rd</sup> Thursday of the month. Units shall contact the FCoE Safety Office for scheduled dates and times and provide names of personnel that hold these positions.

### **1-7. Mishap Prevention Program**

a. All activities with an A&E mission will have explosive safety is an integral part of their overall mishap prevention plan.

b. The plan will be tailored to the operation being conducted and will address the program elements required in AR 385-10 and DA Pam 385-10 as a minimum.

c. All activities will share lessons learned from mishaps and incorporate those lessons into their training program, policies, and procedures.

d. All activities will encourage personnel to stop unsafe acts.

e. All activities will establish frequent and reoccurring safety meetings to get all personnel involved in explosive safety matters.

### **1-8. Emergency Response**

a. There are four designations for sites on Fort Sill where an explosive related emergency might occur:

(1) Ammunition Supply Point

(2) Ammunition Holding Area

(3) Unit arms rooms

(4) Various ranges

b. In the event of an A&E emergency, the Fort Sill Emergency Operations Center (EOC), among others as outlined below, will be notified. The EOC will determine whether the community should be warned. Warnings to the community would be made through the Fort Sill Security Warning System.

c. When making emergency notifications, be prepared to provide the following information:

(1) Your name and location.

(2) Phone number from where the call is being made.

(3) Location of the emergency, including facility/range name, Bldg. #, and address.

(4) Type of emergency: Fire, Chemical Agent, etc.

d. Other important information.

(1) Number and condition of victims.

(2) Location and extent of situation, hazard, fire, etc.

(3) Involvement of Hazardous Materials. (What type. If available, give product name and/or describe any markings, labels, or placards).

(4) What is needed?

e. DO NOT HANG UP FIRST. Let emergency personnel hang up first. After the call, station someone to direct Emergency Response vehicles to the scene of the emergency.

f. Emergency Notifications Contact Information.

Table 1-1 Helpful Phone Numbers	
Police and Fire Emergency.....	911 Fort Sill
Installation Operations Center .....	(580) 442-3240/3241/3329
Explosive Ordnance Disposal.....	(580) 442-8888
Range Operations .....	(580) 442-2008
FCoE Safety .....	(520) 671-5066/3960/8737
Garrison Safety .....	(580) 442-4466/5810
Fort Sill-ASP QASAS.....	(580) 442-4408

g. Ranges and Training Areas. Any incident, including weapons and ammunition

malfunctions, occurring at or on Fort Sill Ranges and/or Training Areas will be reported to Range Operations IAW Fort Sill Regulation 385-1, Post Range Regulation.

h. Site Specific Explosives Safety Emergency Action Plan. The following information is intended to be generic in nature and implemented at each of the four sites previously mentioned in para 1-8a. Each site will incorporate this information into their site-specific SOP, making it as specific to their site as possible. Each individual site will conduct and document an exercise of these emergency procedures at least once annually. Newly assigned/hired personnel will be briefed on these emergency procedures within 30 days of reporting. The Explosives Safety Emergency Action Plan portion of the site-specific SOP must be reviewed with each assigned person:

- (1) When the plan is developed, or personnel are initially assigned to a job.
- (2) When the personnel responsibilities under the plan change.
- (3) When the plan is changed.

(4) Evacuation Routes. Each individual site will develop a primary and secondary emergency evacuation route out of the A&E facility/operation leading away from the area during an A&E related emergency. All personnel should know at least two routes of escape to the assembly/rally point; rally points should be at least the Inhabited Building Distance (IBD) away from the incident area. Personnel should make maps depicting the emergency evacuation routes and rally points available for quick reference. The map should be located where personnel will be most likely to see and use it before and during an emergency. The following information should be marked on evacuation maps:

- (a) Emergency exits.
  - (b) Primary and secondary evacuation routes.
  - (c) Locations of fire extinguishers.
  - (d) Fire alarm pull station locations.
  - (e) Assembly or Rally Points.
- (5) When notified to evacuate, do so in a calm and orderly fashion:
- (a) Walk do not run.
  - (b) Keep conversation level down.
  - (c) Take your valuables and outer garments.

- (d) Close all doors behind you.
- (e) Use the stairs, not the elevators.
- (f) Help others in need of assistance.
- (g) Rally for accountability at your assigned location.

i. Procedures for Reporting A&E Emergencies:

(1) Fire, Explosion or Smoke Emergencies. When fire, explosion, smoke, or other fire emergency situations are discovered:

(a) Activate the nearest fire alarm (if installed).

(b) Notify the Fort Sill Fire Department, Installation Operations Center (IOC), Range Safety Officer, FCoE Safety, and the QASAS.

(c) If a fire alarm is not available, notify the site personnel about the emergency by voice communication and/or radio; whichever process will spread the word most rapidly.

(d) Do not attempt to fight the fire. Only personnel who have been properly trained, and receive documented annual retraining, may attempt to fight a fire that is small and is not spreading to other areas. Otherwise, available fire extinguishers are only in place for occupants to use to clear their exit route if needed.

(2) Upon being notified about a fire emergency, personnel must:

(a) Leave the building/site using the designated escape routes.

(b) Assemble at the designated Assembly or Rally Points.

(c) Remain outside until the Fire Department announces that it is safe to re-enter.

(3) Designated Officials must:

(a) Coordinate an orderly evacuation of personnel.

(b) Perform an accurate head count of personnel reported to the designated area.

(c) Determine a rescue method to locate missing personnel.

(d) Provide the Fire Department personnel with the necessary information about the facility.

(4) Emergencies Involving Munitions with Chemical Hazards:

(a) Sites that store munitions containing chemical hazards, or where munitions containing chemical hazards are used, will be identified by A&E storage license or site plan. The Fire Department and other activities with *a need to know* will be notified about the locations of these assets by the owning organization.

(b) Any required PPE to be worn in the event of an emergency involving munition with chemical hazards will be identified by the safety data sheet and/or the Job Hazard Analysis (JHA) and prepositioned at the site as required.

(5) When a munitions containing chemical hazards emergency occurs:

(a) Evacuate the site as necessary; it is best to go uphill/upwind.

(b) Notify the Fort Sill Fire Department, IOC, Range Safety Officer, FCoE Safety Office and the QASAS. Phone numbers are contained in Table 1-1 of this regulation.

(c) Assemble at the designated Assembly or Rally Points.

(e) Secure the area and alert other site personnel.

(f) Do not attempt to clean the spill unless trained to do so.

(6) Attend to injured personnel and call the medical emergency number, if required.

(a) Designated Officials must:

(b) Coordinate an orderly evacuation of personnel.

(c) Perform an accurate head count of personnel reported to the designated area.

(c) Determine a rescue method to locate missing personnel.

(d) Provide the Fire Department personnel with the necessary information about the facility.

(7) Criminal Acts and Workplace Violence. Upon witnessing a serious criminal act or workplace violence at an A&E related site:

(a) Alert other employees (if possible).

(b) Observe pertinent details (i.e., description of suspect, make and model of vehicle and/or license plate number).



- (c) Call 911-Fort Sill; communicate pertinent details to emergency operator.
- j. Take prudent actions to protect yourself and others (i.e., evacuate to a safe location or lock doors).
- k. Any release of information will go through the Public Affairs Office (PAO).
- l. See Appendix J for the fire symbol hazard and actions (Figure J-1) and emergency withdraw distance for nonessential personnel (Figure J-2).
- m. Units shall provide Armed Guards/Escorts to accompany transport of category I & II A&E.

### **1-9. Inspections, Evaluations, and Audits**

- a. All organizations with an A&E mission at Fort Sill will conduct and document periodic (at least annual) internal inspections and/or audits of A&E activities (e.g., A&E storage, packing, handling, surveillance, maintenance, demilitarization, and disposal activities) to ensure compliance with DoD and Army A&E policies. Inspection findings shall be documented and followed up to ensure implementation and effectiveness of corrective measures. At a minimum, inspections shall address the elements required by DA Pam 385- 64, paragraph 1-10. The FCoE Safety Office will document final A&E facilities acceptance inspections following construction, renovation, or modification of facilities prior to commencing any explosives operation IAW DoD Directive 4715.11.
- b. The results of external inspections, evaluations, audits, and surveillance efforts (Headquarters, Department of the Army (HQDA), Inspector General (IG), Explosives Safety Assistance Visit (ESAV), and DDESB survey or program evaluation) will be incorporated into action plans, lessons learned and will be tracked to remediate inspection deficiencies. Copies of these documents will be furnished to FCoE Safety Director so corrective actions can be taken and responses provided.
- c. Inspection records will be made available for review during all external program evaluations/audits.
- d. Organizations with an A&E mission at Fort Sill shall conduct periodic surveys of A&E transportation activities to evaluate implementation of A&E transportation safety requirements. At a minimum, A&E transportation inspections shall address the elements required by DA Pam 385-64, paragraph 1-11, and DoD directive 4715.11.

### **1-10. Facilities Conformance**

- a. Tenants/Organizations/Activities using Fort Sill facilities are responsible for ensuring periodic inspections of their A&E facilities and/or operations to ensure continued compliance with approved ESSP, ESMP, and other safety requirements. They are responsible for reporting facility non-conformances to the FCoE Safety Office

b. The FCoE Safety Office is responsible to ensure facility construction meets requirements of approved ESSP IAW the DA Pam 385-64.

c. The FCoE Safety Office and DPW reviews and releases work orders pertaining to explosives safety.

d. The FCoE Safety Director, or designated representative, has the authority to inspect any A&E facility and/or operation at any time.

## **1-11. Facilities Maintenance**

All organizations with an A&E mission will have a program to address facility maintenance. Each program will:

a. Ensure facility maintenance plans and schedules are in place for A&E related and supporting structures.

b. Ensure action plans are in place for identifying, funding, and correcting facility deficiencies (repair, replacement, modification). Ensure periodic inspection and trend analysis are conducted on lightning protection systems (LPS). See DA Pam 385-64 for guidance.

## **1-12. Ranges**

USAG Fort Sill Directorate of Plans, Training, Mobilization, and Security (DPTMS) Range Officer serves as the central point for control and coordination for all activities conducted within the installation training complex to ensure safety and unified operations. All tenant activities will coordinate with Range Operations for current firing range status. Any military forces to include Army National Guard and Army Reserves coming onto Fort Sill for on post training will coordinate and schedule through Range Operations (580) 442-2008.

a. Policies for safe use of the Fort Sill training complex for official government purposes is published in Fort Sill Regulation 385-1 (Post Range Regulation).

b. Organizations that require the use of any Fort Sill range will present appropriate signed/approved risk acceptance documentation for concurrence. When an experiment trial is to be conducted involves the firing of a projectile (including rockets and missiles) or the delivery of bombs; and the use of a Surface Danger Zone (SDZ) and/or Weapon Danger Zones (WDZ) maximizes safety then, the SDZ process may be used IAW DA Pam 385-63. When a munition and/or weapon system does not have an approved SDZ/WDZ, the deviation process contained within DA Pam 385-63 will be followed.

## **1-13. Imminent danger**

When an “imminent danger” situation is discovered, immediately cease operations,

withdraw personnel from the hazard and immediately notify supervisor or activity head. (Example, during ammunition operations, severe lightning thunderstorm within 10 nautical miles of FS reservation, etc.).

a. Danger: If the supervisor cannot immediately eliminate the hazard, the supervisor will notify range operations, who will provide technical advice to the on-scene supervisor, who will either correct the condition to allow affected operations to continue or prohibit operations from proceeding and withdraw personnel from exposure. If the on-scene supervisor determines that any corrective action taken would not adequately mitigate the hazard, the supervisor will assess the risk and obtain the commanders, or an authorized representative's, approval to implement measures to mitigate the hazard and restart the operation.

b. Unsafe act: Anyone observing an unsafe act or condition may stop an operation and will immediately report it to a supervisor. Supervisors will halt any unsafe act and address any unsafe condition, ensuring documentation of the unsafe act or condition is provided to the safety office. Commanders may authorize other personnel to document an unsafe act or condition.

#### **1-14. Pyrotechnics**

Policy for use of pyrotechnics on the Fort Sill Training Complex is contained in Fort Sill Regulation 385-1. The following procedures will be adhered to when using pyrotechnics elsewhere on Fort Sill. The following policy will be adhered to when pyrotechnic simulators are used:

a. The issue, use, and handling of simulators are restricted to trained officers and Noncommissioned Officers (NCOs). Training will include, at a minimum, the proper use, hazards associated with, and the training value of blanks and simulators. Each device will be demonstrated to show how it functions and how unsafe employment may cause injury. Untrained personnel will not handle simulators.

b. All training officers and NCOs associated with an exercise in which simulators are used will receive a safety briefing beforehand on correct throwing procedures, potential hazards, precautions, and misfire and dud procedures. All other personnel participating in the exercise will receive the same briefing even though they are not using or handling simulators.

c. Follow instructions Ammunition Information Notices (AINs), Notice of Ammunition Restrictions (NAR's) and Safety of Use Messages (SOUM) provided by the ASP QASAS.

d. Do not disturb any unexploded pyrotechnic, warn others and mark the location.

e. Report all duds and misfires of pyrotechnics to Range Operations.

### **1-15. Blank Small Arms Ammunition**

Policy for use of blank ammunition on the Fort Sill Training Complex is contained in Fort Sill Regulation 385-1. The following procedures will be used when using ammunition elsewhere on Fort Sill:

- a. Blank adapters will be always used.
- b. The minimum safe distance for unprotected personnel from small caliber ammunition is 15 feet.
- c. Approved single hearing protection will be worn.
- d. During force-on-force training, approved eye protection will be worn.

### **1-16. Smoke and Riot Control Agents**

Policy for use of smoke and riot control agents for training on the Fort Sill Training Complex is contained in Fort Sill Regulation 385-1. Smoke and riot control agents will not be used for training elsewhere on Fort Sill.

### **1-17. Ammunition Weapon Malfunction Reporting Procedure**

Policy and procedures for reporting smoke and riot control agent malfunctions is contained in Fort Sill Regulation 385-1.

- a. Incident is an unintentional or chance event considered likely to result in property damage or injury to personnel. Regarding ammunition and explosives, this specifically includes the suspected or detected presence of unexploded explosive ordnance that constitutes a hazard to operations, installations, personnel, or materiel.
- b. A malfunction is defined as failure of an ammunition item to function as expected when fired or launched, explosive items that fail to function.
  - (1) Malfunctions include hang fires, misfires, duds, abnormal functioning, and premature functioning of explosive items under normal handling, maintenance, storage, transportation, and tactical deployment.
  - (2) Malfunctions do not include mishaps or incidents that arise solely from negligence, malpractice, or situations such as vehicle mishaps or fires. Misfires of small arms ammunition, which are corrected by immediate action procedures, are not considered as a malfunction. See AR 75-1 for the four classes of malfunctions.
- c. In the event of a malfunction, the commander or person in charge of the firing unit will comply with the following:

(1) Immediately cease firing the suspected ammunition/weapon, shut down the range, secure the firing site, and notify range operations providing the following information to Range Control:

- (a) Any fatalities, injuries, weapon malfunction, and type of weapon.
- (b) Range, observation point, firing point, training area, and grid coordinate.
- (c) Type and caliber of ammunitions include DODIC & LOT #.
- (d) Type of malfunction.
- (e) Time and date of malfunction.
- (f) Name of officer in charge.
- (g) Name, unit, and telephone number of person.

(h) Range Operations will notify the Fort Sill-ASP QASAS, Logistics Ammunition Representative (LAR) and Tank Automotive Command (TACOM) LAR when weapons are involved. Explosives Ordnance Disposal (EOD) will be notified if the ammunition is considered hazardous.

(2) Unless overriding safety or security considerations exist, the immediate malfunction area, to include equipment and weapons, will not be disturbed before an investigation is conducted. Weapons, ammunition, and brass involved in malfunctions will remain undisturbed and under guard until cleared by the QASAS/LAR or until all incident parties complete their respective investigation. After the initial investigation by the QASAS and ammunition is determined not to be a factor in the malfunction, the unit can coordinate with range support to resume normal operations for the other firing points.

**Note:** All missile malfunctions will be reported. The reportable rate for misfires and duds is one.

d. Once Range Operations is informed by the firing unit of a malfunction, the Fort Sill- ASP QASAS, Ammo and Weapon LAR's will be contacted for action and guidance.

(1) Following the preliminary inspection (assisted by range support), the local Fort Sill-ASP QASAS, ammo, and the weapon LAR, when appropriate, will gather the necessary data for all reported malfunctions and prepare a preliminary report. If justified The Fort Sill-ASP QASAS will locally suspend affected ammunition and immediately notify all units in possession of suspended stock if applicable.

(2) The preliminary report will not be delayed if an ammunition officer or QASAS is not available. The range safety specialist, or in his/her absence, the LAR's, will prepare

the report on the DA Form 4379, Ammunition Malfunction Report.

(3) The appropriate commodity command will notify the malfunction location within the Continental United States (CONUS) within 24 hours from receipt of the preliminary report as to whether an on-site Department of the Army Investigation Team for Malfunctions (DAITM) investigation will be conducted. Where no DAITM on-site investigation is conducted. QASAS, Range Safety Officer, LAR (ammo/weapon), FCoE Safety Office or responsible safety manager will conduct a local investigation.

#### **1-18. Fire Extinguishers**

a. A minimum of two fire extinguishers (10lbs Class A, B, C, or greater) suitable for all hazards involved will be available for immediate use when explosives are being handled. Each extinguisher will be placed in a conspicuous and readily accessible location, fully charged, and in an operable condition.

b. Personnel with responsibilities for using fire extinguishers will receive training on general principles of fire extinguisher use and the hazards involved. This training will be documented and maintained on file by the unit/organization.

#### **1-19. Refueling Operations**

Vehicles that are transporting A&E must follow Fort Sill 385-1 requirements.

#### **1-20. Tie-Down Procedures**

The accepted method of securing loads is the use of tie-down straps. Units are advised to use vehicles equipped with tie-down anchors and are responsible for providing sufficient tie-down straps to secure the load. Tie down straps will be inspected for serviceability prior use and must have current applicable load rating. Other methods are permitted if the load is secured sufficiently and acceptable to QASAS/Ammunition Surveillance Inspectors. Units will adhere to transportation regulations while transporting ammunition within field sites and ranges.

#### **1-21. Designated Ammunition Truck Routes**

Ammunition routes will be strictly observed (see Ammunition Routes to and from ASP produced as Appendix H to this regulation). The installation hard surface roads are considered public traffic routes and subject to Department of Transportation requirements. Military vehicles will not transport ammunition and explosives over public highways outside the limits of the installation, without approved clearance by the senior commander or appointed representative.

#### **1-22. Stops during Movement of Ammunition**

For brief stops during transport, ensure at least one of the drivers' remains in the cab or

within 10 feet of the vehicle, provided the vehicle is within full-unobstructed view. When circumstances require more lengthy stops, ensure that the vehicle is parked at the appropriate location (i.e., Ammunition Holding Area, range area, ATP, or ASP). Vehicle carrying ammunition will not stop in the cantonment area unless loading or unloading ammunition from a licensed unit arms room.

### **1-23. Static Generating Materials**

Personnel who work in a hazardous location or who handle or install unpackaged electro- explosive devices, and ammunition must avoid using rags and wearing outer garments made of materials that have high static generating characteristics. Materials of 100 percent polyester, nylon, rayon, silk, or wool are highly static producing. Wool socks, glove inserts, and caps, as well as undergarments of synthetic fabrics or silk, are less of a hazard. Nylon field jacket liners should not be worn as an outer garment. Cotton or cotton-synthetic blend materials are preferred.

### **1-24. Ammunition Found on Post (AFoP)**

a. Ammunition found on post of unknown origin, excluding small arms ammunition (.50 Cal and below) will be consider hazardous and will be reported to the Military Police, Range Operations or EOD as soon as possible. Individuals finding ammunition should not handle it; they will notify the appropriate authorities.

b. During normal operating hours small arms (.50 Cal and below) and residue will be accepted at the ASP building 2304. During non-business hours small arms munition items can be placed into one of the amnesty boxes located in paragraph 4-4 of this regulation. No paperwork is required, and no questions asked of individuals making the turn-in.

c. The turn-in of ammunition through AFoP program is not a substitution for normal turn-in procedures and will not be used to circumvent the standard supply procedures.

### **1-25. Commercial Explosives and Fireworks**

a. The use of commercial ammunition and explosives is prohibited unless its use is mission essential and specifically authorized by the Installation Commanding General. Requests to handle or store commercial explosives will be sent through the unit's command channels, through the FCoE Safety Office, to the Commanding General. See DA Pam 385-64, chapter 11 for proper procedures.

b. Celebrations Involving the Use of Fireworks:

(1) Only commercial firms or licensed pyrotechnic technicians who meet the operator licensing requirements of National Fire Protection Association (NFPA) 1123, Code for Fireworks Display will transport, set up, or use commercial fireworks on Fort Sill.

(2) The unit sponsoring the event will consult with the Fort Sill Fire Department and the FCoE Safety Office for safety considerations and will complete a risk assessment before the use of commercial fireworks on Fort Sill is authorized.

c. Commercial fireworks used during an event will be transported, set up and fired on the same day of the event. Under no circumstances will commercial fireworks remain on the installation overnight. If commercial explosives or fireworks are confiscated or found on the installation, the Department of Emergency Services (DES) will request EOD support.

## **Chapter 2**

### **Councils and Boards**

#### **2-1. Explosive Safety Council**

a. To provide proper integration of A&E responsibilities, an FCoE Explosive Safety Council (ESC) will be established.

b. The Senior Commander (SC) or designated representative shall serve as Chairperson of the Explosives Safety Council.

c. The Explosives Safety Council shall meet periodically, but no less than semi-annually, to review the FCoE Explosive Safety Program, products, tools, discuss recommended changes, and conduct other A&E business as required.

d. Representatives from any organization with an A&E mission may participate in the council. At a minimum, representatives from the following organizations/offices shall be included or represented on the council:

- (1) SC or designated representative
- (2) FCoE Safety Director or designated representative
- (3) Garrison Safety Manager or designated representative
- (4) Director, LRC, 407th Army Field Support Brigade (AFSB)
- (5) DPW representative
- (6) DES representative
- (7) Fort Sill-ASP QASAS
- (8) Logistics Assistance Representative (Ammo)
- (9) Tenant Brigade Safety Officers/Managers



- (10) Explosives Ordnance Detachment
- (11) ASP Accountable Officer
- (12) BDE Ammunition Warrant Officer (890)
- (13) BDE/BN 89 MOS series SFC or above

## **2-2. Ammunition and Explosives Handler Certification Board**

a. All personnel involved in ammunition handling, planning and explosive operations must be properly trained and certified prior to their assignment IAW DA Pam 385-64 figure 1.1.

b. Certification will ensure that only properly vetted and certified personnel participate in planning and conducting ammunition and explosives operations. This will increase A&E safety awareness, technical knowledge, and operational proficiency resulting in enhanced safety of our installation facilities and personnel. Minimum training required to certify personnel is reflected in Appendix C, figure C-1.

c. The board will:

(1) Establish and document a local procedure to govern the local certification process. It should include, but not limited to, such aspects as the board's authority and responsibility; training requirements; timeline for training; granting and revoking certification; local records, etc.

(2) Identify positions requiring certification in conjunction with supervisors and COR.

(3) Determine which courses are required for individuals involved in A&E operations or planning IAW DA Pam 385-64 figure 1-1.

(4) Provide the certifying official with recommendations of qualified personnel for certification. Recommend qualified personnel to the certifying official or recommend revoking certification of individuals Ammunition Handlers Card.

(5) Ensure that copies of all applicable actions are maintained in appropriate records. The board will decide where and who will maintain the records.

d. The Senior Commander (SC) has overall responsibility for the installation A&E safety program and designates the FCoE Ammunition Warrant Officer or appropriately trained 0017 (Explosives Safety Specialist) or 0018 (Safety and Occupational Health Specialist/Manager), as the ESCB Certifying Official.

e. Representatives from the following organizations/offices will be included in the

certification board process:

- (1) FCoE Ammunition Warrant Officer (Certifying Official)
- (2) Fort Sill QASAS
- (3) Fort Sill LRC Director or designated representative
- (4) FCoE Safety Director or designated representative
- (5) USAG Safety Manager or designated representative
- (6) ASP Manager
- (7) EOD
- (8) COR if applicable for contract A&E operations

f. At a minimum, the certification board will convene quarterly or as changes occur in requirements.

### **Chapter 3**

#### **Ammunition and Explosive Storage**

##### **3-1. Explosive Safety Site Plans (ESSP)**

a. An approved ESSP will be obtained:

- (1) Prior to starting new construction for a PES or an Exposed Site (ES within ESQD arcs of a PES or otherwise covered by explosives safety criteria.
- (2) Prior to starting construction to modify existing facilities within ESQD arc or otherwise covered by explosive safety criteria.
- (3) Prior to starting new explosives operations not previously sited.
- (4) Prior to modifying existing explosives operations where there will be an increased risk, such as increasing the sited explosives limits or changing the hazard division.

b. Limited exceptions, to these requirements for explosive safety site approval, are provided in DA Pam 385-64 and DA Pam 385-65.

c. All ESSPs be reviewed, processed, and submitted to the United States Army Technical Center for Explosives Safety (USATCES) by the FCoE Safety Office.

d. ESSPs will be coordinated with the installation master planner, facility engineers, QASAS, fire prevention, security, environmental, facility user, and range operations.

e. All site plans will be signed by the SC and submitted through command safety channels via the FCoE Safety Office to the USATCES director with a copy provided to the requesting unit/organization.

f. Explosives sites and general construction plans will be submitted for review prior to the final engineering design of new construction or major modification of existing facilities for explosives.

g. The organization having the A&E mission is responsible for providing information for ESSP development.

h. The FCoE Safety Office will maintain a copy of approved site plans for master planning purposes.

### **3-2. Safe Storage Principles and General Requirements**

a. Boxes, cases, and other containers of ammunition will be clean and dry before being stored.

b. Ammunition must be protected against moisture and excessive changes in temperature and have means of adequate ventilation.

c. Tops of ammunition stacks will be no closer than 18 inches from the ceiling and the bottom layer must be raised from the floor about 3 inches.

d. Stacks of ammunition must be level and if necessary, dunnage, shims, or wedges will be used to prevent the stacks from tipping. Stacks of ammunition will not be so high that ammunition or its containers in the lower layers will be crushed or deformed.

e. Empty containers, excess dunnage, or tools are not permitted to remain in a magazine after completion of assigned work. When multiple lots are stored, all items or containers of a single lot will be stored together and the line of separation between lots must be clearly indicated with a DA Form 3020-R, Magazine Data Card. Using DA Pam 700-16, provides instructions on the use of the DA Form 3020-R.

f. Lots of ammunition will not be mixed. The ASP should be contacted if ammunition should become mixed by lot or type for any reason.

g. Arms rooms will not be utilized for general supply storage, excess materials, and unnecessary tools/equipment.

h. In buildings such as arms rooms where heat is permissible, only authorized

heating equipment is to be used IAW DA Pam 385-64 and the NFPA standards.

i. Good housekeeping practices are required IAW DA Pam 385-64 to ensure magazine, arms room and field storage areas are kept in a safe, clean, and orderly condition.

j. Matches and flame or spark-producing devices into an A&E storage area are strictly prohibited.

k. Unauthorized persons will not be allowed in the controlled ammunition area.

l. A 50-foot firebreak will be maintained around aboveground magazines, A&E operating buildings, outdoor A&E storage sites, and ready explosives facilities. A 5-foot firebreak will be maintained around earth-covered magazine ventilators.

m. A 5-foot firebreak will be maintained on both sides of fence near the magazine. In the event the outside of the fence is inaccessible, a 10-foot firebreak will be maintained on the inside of the fence.

n. At no time will explosives be stored temporarily in any other location such as living quarters or office buildings.

o. Fragment barriers of min ¼ inch of steel plate, layer of sandbags, or equivalent protection are required for storing Hazard Class/Division (HD) 1.2.2.

p. Munitions will be stored in their original container with original packaging. (Only exception: Military Police (MPs)/Criminal Investigation Detachment (CID) may have one outer pack of small arms open).

q. Munitions will be stored in metal storage containers or cabinets.

r. No combustibles, solvents, petroleum products, flammables, etc. will be stored near the ammunition.

s. The fire symbol that applies to the most hazardous material present will be placed on the entrance of the storage container when ammunition and or explosives are present.

t. The appropriate chemical hazard symbols will be posted when chemical munitions (such as colored smokes) are present.

u. When no munitions are stored, symbols will be removed.

v. The Fort Sill Fire Chief and FCoE Safety will be notified whenever fire or chemical protection symbols change.

w. A "No Smoking" sign will be posted at the entrance of the storage

container/building.

x. The unit will post the license, and DRAW inside the licensed storage facility, and review annually; the physical security construction statement will also be posted.

y. Dummy or inert ammunition will not be stored with live ammunition except as noted below.

(1) If live and inert must be stored in the same magazine or arms room, they will be segregated by two separate locked containers, clearly marked, and inspected prior to issue and turn-in.

(2) Inert or empty ammunition components (including ammunition cans/boxes) will be stenciled, painted, and labeled, etc., with the word "INERT", "EMPTY" or "DUMMY" IAW Military Standard 129R, Military Markings for Shipment and Storage.

(3) Only trained and technically qualified personnel are authorized to certify A&E as inert.

### **3-3. Explosive Licensing**

a. All explosives' facilities will be licensed IAW DA Pam 385-64 and this pamphlet. Units will use the FS Form 700 as their license.

b. Commanders, directors, and tenants will ensure that ammunition and explosives are stored only in licensed locations. Quantities will not exceed the amounts authorized on the license.

c. Units needing to store A&E will complete and submit the FS A&E Storage request packet to the FCoE Safety Office. (See appendix D for forms and examples).

d. Units storing A&E without an DDESB approved ESSP will store no more than 100 pounds Net Explosive Weight (NEW) in the approved storage container at any one time with no more than 50 of those pounds being 1.2.2 and no more than 100 pounds of 1.3 IAW DA Pam 385-64, paragraph 8-2.

e. Installation QASAS, Fire Protection and Prevention, Physical Security and FCoE Safety will inspect each facility prior to licensing. Facilities not meeting DOD and DA standards will not be licensed.

f. The unit will review operations involving A&E to identify and manage risk IAW risk management procedures in DA Pam 385-30 and ATP 5-19. A risk assessment for storing A&E will be completed using most current DA Form 2977.

g. Personnel working with A&E will be trained in the tasks to be performed. They must understand the hazards, standards, procedures, and precautions that apply to the facility and its hazardous working environment.

h. Each licensed A&E facility will maintain a SOP that includes safety requirements and procedures.

i. The unit and the FCoE Safety Office will review the license on an annual basis.

### **3-4. Transportation Requirements for A&E**

a. All DOD personnel (Military, Civilians, and Contractors) participating in the shipment and movement of ammunition and explosives must comply with the requirements of DTR 4500.9, DoD Directive 4715.11 Defense Transportation Regulation, Part II, Chapter 204; DA Pam 385-10; and DA Pam 385-64. AMMO-67-DL meets federal Department of Transportation and DTR 4500.9 requirements for transporters of hazardous material. Personnel who transport ammunition and explosives will complete AMMO-67-DL or equivalent within 90 days of assuming duties and every two years thereafter.

b. Prior to loading motor vehicles with ammunition and explosives, the operating unit will perform an inspection utilizing a DD Form 626 (Motor Vehicle Inspection Transporting Hazardous Materials). The completed DD Form 626 will be provided to the vehicle operator and must remain with vehicle throughout the transporting of A&E.

c. All vehicles transporting ammunition and explosives will be equipped with two 10lb ABC or greater portable fire extinguishers.

d. Requirements for drivers who transport A&E are as follows:

(1) Military members who transport ammunition and explosives must have a current military driver's license, Optional Form (OF) 346, annotated with authorized vehicle type(s) and Hazardous Materials (HAZMAT) training endorsements along with a civilian driver's license.

(2) Civilian and contract employees who transport ammunition and explosives must have a Commercial Driver's License (CDL) with a HAZMAT endorsement, and a current DOT medical certificate if required.

e. Drivers, both military and civilian/contractor, will ensure they have a copy of the Fort Sill approved written route plan in their vehicle while transporting ammunition and explosives. Units will NOT transport ammunition and/or explosives through any housing area.

f. Once the motor vehicle is loaded with ammunition and explosives, the vehicle operator will be provided a DD Form 2890, DOD Multimodal Dangerous Goods Declaration for Hazardous Materials Transported by Government Vehicles. Emergency Response number(s) must be annotated on the DD Form 2890. The operator will be instructed to maintain the DD Form 2890 in the vehicle while transporting ammunition and explosives and transfer it to each successive operator during delivery.

g. All vehicles hauling A&E for the Army within the United States require proper DOT placards to inform emergency responders of the vehicle's contents. Host country requirements for placarding will be followed outside the United States.

h. All A&E (HAZMAT) will be certified for transport entering or exiting Fort Sill on shipping documents (DD Form 2890) by a qualified certifier IAW DOD 4500.9, Part II, Chapter 204. All personnel involved with the classification, preparation of items and/or shipping papers, inspection of vehicles and/or shipments, loading or unloading of ammunition vehicles, driving, or other duties that directly involve the transportation of ammunition and explosives will be trained and certified IAW DOD 4500.9, Defense Transportation Regulation, Part II, Chapter 204; 49 CFR, parts 100-185. A qualified certifier:

(1) Must be appointed in writing by the unit commander or designated representative.

(2) Must complete an approved initial 80-hour classroom certification course such as AMMO-62, Technical Transportation of Hazardous Materials.

i. There are only two exceptions to the requirement of having all shipments of A&E certified by a qualified and trained certifier as follows:

(1) Transporting limited quantities of 1.4S if it is packaged IAW Title 49 CFR 173.63(b).

(2) Returning from a firing range with all the following stipulations:

(a) A qualified person or Officer-in-Charge (OIC) or NCOIC must line through the original certifier's signature.

(b) Sign verifying the HAZMAT is properly repackaged and secured (i.e., blocked, braced, tied down) prior to transportation.

(c) Make the required changes to the original DD Form 2890 IAW DTR Part II, Chapter 204, paragraph G7.

### **3-5. Arms Room Storage**

a. Units can store limited quantities (not to exceed limits set in the explosive safety site license) of ammunition to support the operational necessity and ensure mission accomplishment. Units will use the Fort Sill Form 700 Ammunition Storage License and have it signed by each organization listed in blocks 14 through 19 and renew it annually. Operational necessity is a mission associated with war or peacetime operation, in which the consequences of an action justify the risk of loss of equipment and personnel. The intent is to give the operational commanders the capability to achieve mission accomplishment, and not a matter of convenience. By having the commander sign the

FS Form 700 this serves as the commanders' authorization to store small quantities of ammunition for operational purposes. DA Form 581 must accompany the FS Form 700.

b. At no time will the cumulative total of all ammunition stored in the arms room exceed 100 pounds NEW. The limit for ammunition storage is HD 1.2.2 (not to exceed 50 pounds NEW), HD 1.3 (not to exceed 100 pounds), and HD 1.4. Prior to storing A&E in an arms room, the unit commander or the responsible authority will follow the arms room licensing requirement checklist and then prepare the request memorandum and the deliberate risk assessment worksheet that justifies the storage based on operational necessity and safety considerations.

c. Post the risk assessment and memorandum in the arms room and brief all arms room personnel at least annually or after a change of personnel on its contents.

d. Ammunition which may be stored in a unit's arms room will be classified either as operational readiness, training, or ceremonial.

(1) Operational readiness ammunition involves ammunition for wartime, contingency, or peacetime operations in which consequences of the ammunition storage justify the risk of loss of personnel, equipment, and resources. The qualifier "operational necessity" is intended to provide commanders the flexibility to ensure mission success without a waste of resources. It is not intended to allow such storage for convenience.

(2) Training ammunition is defined as limited quantities of ammunition stored temporarily in a unit's arms room to facilitate personnel training on ranges or in the field when receiving and returning ammunition from and to an ammunition holding area or supply point would adversely delay the unit's training. Units that are conducting weapons qualification during inactive duty training may, when required, store limited quantities of HD 1.4 munitions inside an arms room for a limited period. Access for convenience is not considered valid justification for storage.

(3) Ceremonial ammunition is not considered an operational necessity. A limited quantity of HD 1.3 and HD 1.4 ceremonial ammunition such as 75 mm blank or 105 mm blank may be stored in an arms room provided no other practical alternative exists. The amount of HD 1.3 and HD 1.4 stored will not exceed the lesser of 100 pounds NEW or one full outer pack of ammunition.

e. The term "limited quantities" is defined as the minimum amount of ammunition required to support operational missions (i.e., Access Control Points, Crisis Response Battalion and Military Police) or the immediate training requirements of the unit. Operational ammunition will be separated from training ammunition as much as possible. Ceremonial ammunition will be separated from training and operational ammunition. All combustible, solvents, petroleum products, or radioactive items must be stored in an approved cabinet for that specific type and not near the ammunition.

f. All ammunition will be maintained in its original shipping container and sealed.



One package of each caliber of operational ammunition may be opened if required to support mission execution (i.e., guard ammunition). Training ammunition must be closed and sealed unless returning from the range or field, in which case the ammunition will be repacked in its original package closed and secured shut. Ceremonial ammunition outer packs will remain closed and if possible secured with their original seal.

g. Property books, hand receipts, accountability and inventory procedures will be consistent with 710 series regulation and pamphlets.

h. Installation Fire Department will be notified when an arms room is vacated of munitions for indefinite periods (i.e., Deployments) and when its use for storage of munitions is initiated or resumed.

### **3-6. Fire Symbols**

a. The appropriate fire symbol will be placed on entrance to the arms room and at the main entrance of the building exterior. Where explosives are stored in an ISO or similar container, the container will also be marked with the appropriate fire symbol.

b. Each of the four fire divisions is indicated by one of four distinctive symbols recognizable to the firefighting personnel approaching the fire scene.

c. Fire symbols on buildings will be the right size, metal, and removable. Painting fire symbols on buildings or storage lockers is unauthorized.

d. Symbols will be removed, covered, or reversed if the explosives are removed from a facility or location.

e. Fire symbol signs can be obtained at the base supply center or by submitting a work order to the DPW Sign Shop. Drawings of required signs must be included with proper dimensions. See Appendix F of this document for proper dimensions and stock numbers.

### **3-7. Mixed or “Z” Compatibility Storage**

a. Mixed or “Z” compatibility storage will follow the guidance outlined in DA Pam 385-64 and ATP 4-35.1. Mixed storage will not be for convenience and will only be granted on a temporary basis.

b. Storage of A&E within Fort Sill will be IAW AR 385-10, DA Pam 385-64, and this ESMP. A&E will only be stored in buildings approved for this purpose and have posted A&E storage limits.

(1) Supervisors are responsible for ensuring all storage requirements are met.

(2) The FCoE Safety Office will be notified immediately when conditions are such that storage requirements cannot be maintained IAW approved explosives limits.

c. All facilities containing explosives and ammunition will be kept clean and orderly, with proper aisle clearance always maintained. QASAS are available to provide technical assistance on ammunition and explosives operations. They will also inspect all facilities on an annual basis IAW DA Pam 742-1.

### **3-8. Lightning Warning System**

a. When a lightning warning has been issued for lightning within 25 Nautical Miles (NM) of the installation, the Fort Sill-ASP QASAS, ASP supervisor/lead, or the ASP Accountable Officer (AO) will make the decision to halt all ammo operations inside the ASP. The ASP contractor supervisor/ operations will put out a net call, within the ASP, advising workers and Soldiers of the impending storm. When a lightning warning indicating lightning within 10 NM is received or is sighted from the ground at the ASP, all explosive operations being conducted in facilities other than lightning approved protection will be halted all personnel will evacuate to IBD and the doors to magazines closed.

b. The QASAS, ASP supervisor/lead or the ASP AO can listen to the current weather situation or an information alert that affects Fort Sill by contacting Range Operations, or IOC. The onsite QASAS, ASP supervisor/lead or AO will confirm that there is no lightning within 10 NM of the installation prior giving the go ahead to resuming A&E operations.

c. See Fort Sill Regulation 385-1 and 385-10 for range operations procedures during severe weather.

### **3-9. Lightning Protection System and Grounding**

a. Commanders with facilities containing Lightning Protection Systems (LPS) and/or grounding systems will ensure work orders are submitted for required electrical testing IAW the schedule listed in Table 16-1, DA Pam 385-64. If the LPS or grounding system is installed on a building that contains explosives, the commander will ensure that the FCoE Safety Office is provided with the test results.

b. The FCoE Safety Office will:

(1) Maintain testing reports of lightning protection and grounding systems of explosives facilities for a minimum of six cycles.

(2) Record and perform trend analyses on electrical test records to highlight variances over time. Analyze variances to determine the cause and contact DPW in the event repairs are indicated.

### **3-10. Nonstandard Ammunition**

Nonstandard ammunition is ammunition that has not been tested; type classified for Army use and cannot be procured through the Army Supply System. For additional guidance refer to AR 385-63 paragraph 2-3 and Fort Sill Reg 385-1 para 1-6a.

### **3-11. Delinking/linking**

Units are only authorized to delink/link a single DODIC of small arms ammunition or medium caliber ammunition for the adjustment for the belt length in support of training/qualification or mission. Units are prohibited from delinking a single DODIC of small arms ammunition or medium caliber ammunition or alter the DODIC's original configuration as follows:

- a. Removing tracers from ball/tracer belts due to range conditions (i.e., range restrictions due weather conditions),
- b. Removal of individual rounds for use in single fire weapon, such as in sniper rifles and,
- c. Prohibited from delinking/linking two or more DODIC's of small arms ammunition or medium caliber ammunition into a nonstandard ammunition configuration. Contact the Fort Sill-ASP QASAS for the most current AIN.

### **3-12. Pyrotechnics/blanks**

Pyrotechnics/blanks will not be used in the cantonment area except when approved in writing by DES. The cantonment area is identified as any area near unit or civilian workforce administrative areas, billets, dining facilities, motor pools, housing areas, military and civilian school areas, obstacle courses, Army and Air Force Exchange Services (AAFES) and Defense Commissary Agency Source (DeCA) facilities, banks, child development centers, the education center, restaurants and recreational buildings and areas.

### **3-13. Transport of Controlled Inventory Item Code (CIIC) I and II Cargo**

When not in a convoy, all military vehicles transporting CIIC cargo (i.e., weapons, ammunition, and explosives (live and residue) and high dollar items) will have a senior occupant of the rank of Sergeant/E-5 or above. Units will strictly adhere to the guidance described in paragraph 7-10 of Army Regulation 190-11, Physical Security of Arms, Ammunition, and Explosives, regarding security standards for Arms Ammunition & Explosive shipments. Will have armed Guards/Escorts while transporting category I and II A&E.

### **3-14. Field ASP/Ammunition Holding Area**

Field ASPs/Ammunition Holding Areas (AHA) will not be set up or operated within the

cantonment area. Training units will coordinate IAW Fort Sill 385-1 for field ASP/AHA locations with Range Operations.

## **Chapter 4**

### **Ammunition and Explosive Safety and Training**

#### **4-1. Required Ammunition and Explosives Training**

a. For all organizations with an A&E mission at Fort Sill operating under DOD 4145.26M, DOD Contractor's Safety Manual for Ammunition and Explosives, training of personnel will be IAW Appendix C-1. Personnel shall receive appropriate training and list training on Ammunition and Explosives Handlers Certification Form listed in Appendix B, before performing work that involves exposure to A&E. The training shall be IAW DA Pam 385-64 figure 1.1.

b. The training shall include specific safety and health hazards and emergency procedures to include shutdown and safe work practices applicable to the employee's job tasks IAW DA PAM 385-64 figure 1.1.

c. Contractors shall ensure that each employee involved in an A&E process has received and understood the training and receives appropriate refresher training as required. The contractor shall prepare a record that contains the identity of the employee, the date of training and the means used to verify that the employee understood the training. Organizations are responsible for ensuring subcontractors supporting their A&E operations receive appropriate A&E training to meet contractual requirements.

d. All A&E personnel operating under Army Regulations at Fort Sill will be trained IAW DA Pam 385-64, Figure 1-1. Training shall be recorded on Ammunition and Explosives Handlers Certification Form listed in Appendix B. Contractors may have a memorandum that suffices. This form or (memorandum for contractors) shall be submitted through the organization's leadership to the Explosives Safety Certification Board for processing in order to receive an AMMO Handlers Certification Card. Personnel responsible for the development and review of deviations and risk assessments will be trained in explosives risk management.

(1) On-line courses can be found at <https://learn.atis.army.mil/>. Military personnel working in the Military Occupational Specialty (MOS) 89B do not require additional training in those areas already covered by the MOS; however, they must receive other required training based on mission if not covered by their designated MOS.

(2) All personnel who transport A&E must be trained IAW DOD 4500.9, Defense Transportation Regulation, Part II, and Chapter 204. AMMO-67-DL meets federal and DOD requirements for transporters of hazardous material. Personnel involved in the transport of ammunition and explosives will complete AMMO-67-DL within 90 days of

assuming duties and every two years thereafter, and must have the Hazmat certification endorsement on their OF 346, Government Motor Vehicle Operator's Identification Card.

(3) All personnel (government or contractor) involved with the classification and inspection of A&E loaded on vehicles and subsequent preparation of shipping papers DD Form 2890, DOD Multimodal Dangerous Goods Declaration, must be appointed, trained, and certified IAW DOD 4500.9, Defense Transportation Regulation, Part II, Chapter 204; 49 CFR, parts 100-185. The Army provided training to meet this requirement is AMMO-62, Technical Transportation of Hazardous Materials, consists of an 80-hour classroom certification course.

#### **4-2. Demilitarization and Destruction**

a. Demilitarization or destruction of ammunition, explosives and propellants will follow the guidance IAW DA Pam 385-64, at a minimum. The 761st EOD is the designated Fort Sill representative for emergency demilitarization and disposal of A&E on Fort Sill.

b. Any organization or tenant on Fort Sill conducting demilitarization or destruction training will have a current SOP in place. Safety managers for those organizations will periodically monitor A&E disposal and demilitarization activities.

#### **4-3. Unexploded Ordnance (UXO)**

a. Ammunition and explosive devices were designed to kill and destroy the enemy. When military munitions do not function as intended during use, they frequently become unexploded ordnance or UXO. Many people refer to UXO as "duds". Most military munitions contain some form of propellants, explosives, or pyrotechnic mixes to make them function properly (explode, propel, or produce intense smoke or light). UXO is extremely dangerous with age and weather, safety devices may no longer work. Old explosives may become even easier to explode and should never be touched or moved because duds may explode unexpectedly and cause serious injury or death.

b. Military munitions are produced in many different sizes, shapes, and colors. Their size and shape depend on how the military intends to use them. All shapes, sizes and types of explosives ordnance have been used in the United States for weapon system testing and troop training activities such as hand grenades, rockets, guided missiles, projectiles, mortars, sub munitions, bombs, rifle grenades, and small arms.

c. Follow the Three R's of UXO Safety:

(1) Recognize it: Recognizing when you may have encountered munitions is the key to reducing the risk of injury or death. If you encounter or suspect you may have encountered munitions, consider it extremely dangerous. Remember, munitions are sometimes hard to identify.

(2) Retreat: Leave the same way you entered the area. Be calm and do not panic! Leave the area following the same path on which you entered. If you can, mark the general area, not the munitions, in some manner (i.e., with a hat, piece of cloth, or tying a piece of plastic on a tree branch).

(3) Report it: Call the Police or the Fire Department (call 911 Fort Sill). The Fort Sill EOD Company also has a 24-hour emergency telephone number (580) 442-8888.

d. Awareness Training. UXO awareness training is required for all workers performing excavation, demolition, or any other activities that require disturbing the ground.

e. UXO safety education training or information to schools on or near the installation will be provided annual training by EOD personnel and Fort Sill PAO. It will be based on and incorporate the Army's Three Rs (Recognize, Retreat, Report) message and safety education material available at <https://www.denix.osd.mil/uxosafety>.

#### **4-4. Amnesty Program**

a. IAW standard DOD policy as described in the Munitions Rule Implementation Policy, the amnesty program is intended to ensure the maximum recovery of standard military ammunition from outside the normal supply system. The program is established to provide an opportunity for individuals to return ammunition that has been stolen, misplaced, or erroneously left in the possession of an individual. These returns are intended to promote safe turn-in of unauthorized ammunition and explosives, while reducing fear of facing punishment. Therefore, amnesty turn-ins will not be the basis for initiation of an investigation of individuals making the turn-in. The Ammunition Amnesty Program is not a substitute for normal turn-in procedures and will not be used to circumvent standard supply procedures.

b. QASAS personnel will monitor and manage the amnesty program.

c. There are only four amnesty-collection containers located on Fort Sill. The locations are at Minor Road Wash Rack, Dodge Hill Powder Burn Area, the main gate to the Ammunition Supply Point (ASP) and the main gate to the Ammunition Holding Area (AHA). No other official amnesty locations are authorized.

d. Commanders with elements that use or expend A&E will develop an amnesty program that aligns with and supports the Fort Sill amnesty program. Command elements will monitor their amnesty program to ensure turn in procedures are enforced.

(1) Ensure assigned personnel are briefed on amnesty procedures twice a year and before each exercise or training event involving A&E.

(2) Develop an A&E SOP that provides responsibilities and requirements for handling amnesty items.

- (3) The SOP shall include:
  - (a) The location and design of amnesty container
  - (b) How to check container
  - (c) Recovering and repacking ammunition
  - (d) Handling unfamiliar ammunition

#### **4-5. Ammunition and Explosive Operations**

Under no circumstance will A&E operations, i.e., trans-loading, segregation, re-fueling, etc., be conducted in the cantonment areas to include the Ammunition Holding Area (AHA) and Residue Yard. The only authorized areas for A&E operations are Fort Sill ASP and the current unit occupied range. Contact Range Operations for proper schedule and procedures.

#### **4-6. Inert or Empty Ammunition & Explosives and Inert Ammunition & Explosives Components**

a. These include practice and service A&E, including A&E components (such as, projectile bodies) manufactured or made empty or inert for use in training, on desk nameplates or stands, on display boards, in demonstrations or public functions, in offices or work areas of engineers or other personnel, or similar purposes. The process of classifying A&E as inert is an explosive operation that will only be performed by technically qualified and authorized personnel. Empty or inert A&E and inert A&E components used for any of the above or similar purposes will be properly identified and marked.

b. The following procedures apply to each empty or inert A&E used for the above or similar purposes:

(1) Stenciling, painting, applying decals, or labeling "EMPTY" or "INERT." Markings must be clear and obvious.

(2) Four holes no smaller than one-fourth (1/4) inch will be drilled through each complete item. The holes will be 90 degrees apart.

(3) Inert A&E on permanent display in Army museums if such drilling would diminish their historical value, are suitably identified when permanently marked (for example, metal stamped) "INERT," "EMPTY," or "DUMMY."

(4) The small arms ammunition or small inert A&E components mounted on wall plaques or display boards, in display cases, or permanent museum exhibits will have the word "INERT" on an attached plate. The plate could be of metal, wood, or plastic

permanently affixed to the display.

(5) For more information on procedures to mark and A&E item as inert see DA Pam 385-64, para 3-6.

#### **4-7. Forward Area Rearm/Refuel Points (FARRPs)**

FARRP is a temporary (or permanent) facility/location that is organized, equipped, and deployed as far forward, or widely dispersed, as tactically feasible to provide fuel and ammunition necessary for the sustainment of aviation maneuver units during training or combat. Establishing a FARRP allows commanders to extend the range of their aircraft or significantly increase time on station by eliminating the need for aircraft to return to the aviation unit's central base of operations to refuel and rearm.

a. FARRP operation within the Fort Sill Training Complex is contained in Fort Sill Regulation 385-1. The FARRPs will be separated by Inhabited Building Distance (IBD) from all non-associated inhabited buildings.

b. Ammunition placement sites will be a prudent fire distance away from fuel storage sites, but in no case less than 100 feet. Fuel supplies will be placed downhill from the ammunition and explosives.

c. Fort Sill Training Complex has two areas designated for FARRP operations. One on the East Range area for aviation 1.4S operations only. The second is currently located just west of Mo-way training complex. Potential for another AVN A&E operation being conducted out at Falcon Range on west Quanah range.

#### **4-8. Deviation Approval and Risk Acceptance Document (DARAD)**

a. When intentionally deviating from written safety standards, documentation will include specifics regarding the initial and residual levels of risk associated with the deviation, the policy and/or standard from which the operation will deviate, the control measures selected, and the required level of risk acceptance per DA Pam 385-30, table 4-1.

b. Deviations (waivers, exemptions, and secretarial certifications) involving A&E or chemical agents must be documented using DA Form 7632, DARAD.

c. The following support documentation must accompany the DA Form 7632 for A&E or chemical agent deviations: map or diagrams which depict the hazard area including quantity-distance arcs and/or downwind hazard areas, preferably unclassified, clearly identifying locations and/or facilities of concern; timeline, listing milestones, to eliminate the need for deviation; and other supporting documents as necessary.

d. See DA Pam 385-30, Appendix C for instructions on completing DA Form 7632.



#### **4-9. Secretarial Certification**

A Secretarial Certification is required for all new construction involving A&E and chemical agent safety regulatory deviations. A certificate is written authority, granted by the Assistant Secretary of the Army for Installations, Energy and Environment to build or perform a major modification on a facility or structure in violation of the provisions of AR 385-10 dealing with A&E or chemical agents, DA Pam 385-61, Toxic Chemical Agent Safety Standards or DA Pam 385-64. See DA Pam 385-30, Paragraph 4-6 (e) for more details.

#### **4-10. Risk Management**

a. When DOD and Army explosives safety regulations and policies cannot be met, the procedures set forth in DA Pam 385-30 will be followed. Other Government Agencies and Non-Government Organizations operating within Fort Sill will specify an equivalent risk acceptance process in their SOP. Contractors shall abide by contractual requirements.

b. Deviation Approval Risk Acceptance Document (DARAD) approval authority will be IAW Army requirements specified in CG Risk Acceptance Authority Policy. Submit all deviations from DOD and Army Regulations requiring a DARAD to the FCoE Safety Office for review prior to obtaining the approval authority's signature. Copies of approved DARADs will be maintained by the FCoE Safety Office and submitted to USATCES for record.

#### **4-11. Explosive Safety Issuances**

a. ESMP issuances consist of, but are not limited to, local policies (SOPs), ARs, pamphlets and other publications. All Organizations with an A&E mission on Fort Sill will have a safety policy and SOPs that include A&E safety management.

b. All Organizations with an A&E mission at Fort Sill will review SOPs on a bi-annual basis. The originating organization will obtain FCoE safety support for review and concurrence of hazard analysis and SOPs.

c. All explosives safety policies will comply with Army and DOD requirements and will be reviewed by FCoE Safety prior to approval.

d. Any safety control measures required, such as through ESSP requirements or hazard analysis to manage A&E risk, will be documented with controls implemented and periodically monitored to ensure compliance.

#### **4-12. Hazards of Electromagnetic Radiation to Ordinance**

a. All organizations with an A&E mission at Fort Sill will be aware of and take precautions with any HERO unsafe munitions. With more powerful antenna systems

and wireless communications, systems coming online, ammunition handlers must remain vigilant to the hazards of Electromagnetic Radiation (EMR) to Electrically Initiated Devices (EIDs) in ordnance. Common electrically initiated ordnance includes electrically primed cartridges, electrically fired rockets, and items containing electrically initiated detonators. See DA Pam 385-64, Table 16-3 for proper separation distance. Some common control measures are:

- b. Turn off all Radio Frequency (RF) emitters while uploading unpackaged ammunition.
- c. Shield uploaded unpackaged ammunition from RF emissions that could pose safety or reliability issues to prevent accidental initiation or degradation of the ordnance.
- d. Monitor the proximity of RF sources to ammunition storage areas to ensure that adequate safe separation distances are maintained from all possible transmitter sources.
- e. Cell phones will not be used inside an A&E facility or within 10 feet of ammo or explosives stored outdoors per Technical Bulletin (TB) 43-0250 Ammunition Handling, Storage and Safety.

#### **4-13. Records Management**

- a. All organizations with an A&E mission on Fort Sill will maintain records as required by ARs. Records will be available for review during external program reviews/audits.
- b. LPS test and inspection records for the past six inspections cycles will be maintained by the FCoE Safety Office and ASP Manager.
- c. All organizations with an A&E mission on Fort Sill will maintain A&E inventory records to control NEW, HD, and compatibility requirements per site plans and licensing.
- d. DOD titled nonstandard ammunition in storage or transportation will always have the Interim Hazard Classification (IHC) physically present with the ammunition.

#### **4-14. Explosive Safety Assistance**

Always remember that explosives safety assistance can be obtained from FCoE Safety Director at (520) 671-5066 or (580) 917-3832 or QASAS personnel at (580) 442-4408, located at the ASP. If additional assistance is needed, request assistance from the USATCES at DSN 956-8787 or (918) 420-8787 in McAlester, Oklahoma or submit any questions through Ammo Help on the website; <https://defenseammunitioncenter.army.mil/>.

#### **4-15. Exceptions for the Military Working Dogs (MWD)**

Due to the delicate mission of the Explosive Detector Dog Team (EDDT) and the rigorous training required to keep Explosive Detectors Dogs Teams at the proper level of proficiency. The Military Police Kennel Section will be allowed to transport explosive to certain areas within the cantonment area. Providing that the following requirements are met:

- a. The EDDT Training plan is approved and signed by the Garrison Commander.
- b. The facility or the training area must be identified in the training plan.
- c. A DD Form 2977 Risk Assessment must be completed and signed by commander before training is conducted.
- d. The vehicle transporting the AE is inspected before the AE is loaded. Document the inspection using DD Form 626. Vehicle has the proper placard on all four sides of the vehicle.
- e. Fort Sill Fire Department must be notified before and after training is conducted.
- f. Ammunition routes must be followed as much as possible. Cantonment area main roads must be avoided as much as possible tank trails are desirable.

## **Appendix A References**

### **Section I**

#### **Required Publications**

**AR 5-13**, Total Army Munitions Requirements and Prioritization Policy, 31 March 2021  
(superseded AR 5-13, 10/8/2015)

**AR 15-6**, Procedures for Administrative Investigations and Boards of Officers, 01 April  
2016

**AR 75-1**, Malfunctions Involving Ammunition and Explosives, cited in para 1-6c (19), 9  
February 2017

**AR 190-11**, Physical Security of Arms, Ammunition, and Explosives, 17 January 2019

**AR 210-20**, Real Property Master Planning for Army Installations, 16 May 2005

**AR 385-10**, The Army Safety Program, 24 February 2017

**DA Pam 385-10**, The Army Safety and Occupational Health Program, 24 July 2023

**DA Pam 385-30**, Risk Management, 02 December 2014

**DA Pam 385-40**, Army Accident Investigations and Reporting, 18 March 2015

**DA Pam 385-61**, Toxic Chemical Agent Safety Standards, 01 November 2018

**DA Pam 385-63**, Range Safety, 16 April 2014

**DA Pam 385-64**, Ammunition and Explosives Safety Standards, 24 May 2011

**DA Pam 385-65**, Explosive and Chemical Site Plan Development and Submission, 01  
February 2008

**DA Pam 700-16**, The ARMY Ammunition Management System, 26 June 2017

**DA PAM 742-1**, Inspection of Supplies and Equipment: Ammunition Surveillance  
Procedures, 22 November 2016

**DOD 4145.26-M**, DOD Contractor's Safety Manual for Ammunition and Explosives, 09  
April 2005

**DOD Directive 4715.11**, Environmental and Explosives Safety Management on  
Operational Ranges Within the United States, dated 31 August 2018

**DOD 6055.09-M, Vol.1**, DOD Ammunition and Explosives Safety Standards: General  
Explosives Safety Information and Requirements, 29 February 2008, effective date  
incorporating change 1, 12 March 2012

**DODD 6055.9E**, Explosive Safety Management and the DOD Explosives Safety Board, 18 November 2016, effective date incorporating change 3, 26 June 2019

**DODI 6055.16**, Explosive Safety Management Program, 29 July 2008, incorporating change 3, 31 August 2020

**DTR 4500.9-R**, Defense Transportation Regulation, 19 October 2020

**FS Reg 385-10**, Fort Sill Safety Regulation, 10 October 2018

**FS Reg 385-1**, Fort Sill Post Range Regulation, 24 June 2016

**IMCOM Reg 385-10**, Installation Management Command Safety Program, 05 April 2013

**ATP 4-35.1**, Techniques for Munitions Handlers, 08 November 2016

**ATP 5-19**, Risk Management, 08 September 2014

**Military Standard 129R**, Military Markings for Shipment and Storage, 18 February 2014

**49 CFR Parts 100-185**, Pipeline and Hazardous Materials Safety Administration, Department of Transportation, Revised as of 01 October 2011

## **Section II Prescribed Forms**

**DD Form 2890**, DOD Multimodal Dangerous Goods Declaration

**DD Form 2977**, Deliberate Risk Assessment Worksheet

**DA Form 626**, Motor Vehicle Inspection (Transporting Hazardous Material)

**DA Form 2028**, Recommended Changes to Publications and Blank Forms

**DA Form 3020-R**, Magazine Data Card (LRA)

**DA Form 4379**, Ammunition Malfunction Report

**DA Form 4604**, Security Construction Statement

**DA Form 7632**, Deviation Approval and Risk Acceptance Document (DARAD)

**OF 346**, U.S. Government Motor Vehicle Operator's Identification Card

## Appendix B

### Ammunition and Explosives Handler's Certification Form

AMMUNITION AND EXPLOSIVES HANDLER'S CERTIFICATION FORM			
Section I - Ammunition & Explosive (A&E) Handler's Information			
1. Name (Last, First, MI):	2. DOD Identification Number	3. Date: March 18, 2024	
4. Organization:		5. Job Title:	
6. Type of Certification: <input type="checkbox"/> Interim <input type="checkbox"/> Initial <input type="checkbox"/> Re-certification			
Section II - A&E Course Completion Information (Must attach course certificate or ATTRS transcript and all other support documents)			
7. Unit Ammo Handlers Required Course:			
<input type="checkbox"/> AMMO 45 <input type="checkbox"/> AMMO 64 <input type="checkbox"/> AMMO Handlers Course <input type="checkbox"/> DA Form 7708			
8. Ammunition Supply Point (ASP) Workers Required Course:			
<input type="checkbox"/> AMMO 45 <input type="checkbox"/> AMMO 54 <input type="checkbox"/> AMMO 63 <input type="checkbox"/> AMMO 64 <input type="checkbox"/> AMMO 68 <input type="checkbox"/> AMMO 112 <input type="checkbox"/> DA Form 7708			
Section III - Organization Review			
I certify that the above named individual has completed all required education, training (including OJT), and other experience requirements for the listed job title and recommend certification approval.			
9. 1st Line Supervisor:		10. Command Representative:	
<div>Signature</div>		<div>Signature</div>	
Date:		Date:	
Section IV - Explosives Certification Board Review and Concurrence			
11a. Name	11b. Title	11c. Signature	11d. Date
		<div>Signature</div>	
		<div>Signature</div>	
		<div>Signature</div>	
		<div>Signature</div>	
		<div>Signature</div>	
		<div>Signature</div>	
		<div>Signature</div>	
Section V - Applicant Certification			
12a. Board Chairman Name:	12b. Certified <input type="checkbox"/> Not Certified <input type="checkbox"/>	12c. Board Chairman Signature:	
<div>Comment &amp; Remarks Area:</div>			
Section VI - Explosives Certification Board Log			
13a. Log ID Number:	13b. Date:	13c. Expiration Date:	

FS FORM 385-64, August 2023  
(FORT SILL SAFETY OFFICE)

PREVIOUS EDITIONS ARE OBSOLETE

Figure B-1

### General Instructions

Items 1 through 10 will be completed by the unit/organization prior to presenting the packet to the certification board. Items 11 through 14 will be completed by the board members.

**Section I. 1 through 4, Ammunition & Explosives (A&E) Handler's Information self- explanatory**

Item 1. Enter complete ammo handler name.

Item 2. DODID from Common Access Card (CAC).

Item 3. Date packet was completed by the unit/organization.

Item 4. Enter the name of the ammo handler or inspector unit/organization.

Item 5. Individual job title i.e., ammo handler, ammo inspector, clerk, supervisor, etc.

Item 6. Type of certification marked (X) with the appropriate certification.

**Section II. A&E course completion information certificates or transcripts must be included with the packet as a separate PDF (FS Form 385-64 must remain in digital format)**

Item 7. Unit Ammo Handlers required courses certification Item 8. ASP worker required course certification.

**Section III. Organizational review**

Item 9. Individual unit/organization 1st line supervisor i.e., platoon sergeant/leader, supervisor, program manager for contractors.

Item 10. Individual command representative i.e., unit commander, contractor representative, directorate representative.

**Section IV. Explosives Certification Board Review and Concurrence**

Item 11a. Board members complete name Item 11b. Board members Title.

Item 11c. Board members signature and date

**Section V. Certifying Official**

Item 12a. Complete name of the Board Certifying Official.

Item 12b. Must check either certified or not certified.

Item 12c. Board Certifying Official signature.

**Section VI. Explosives Certification Board Log**

Item 13a. The record keeping member will assign a log number which will reflect on the certification card.

Item 13b. Date that the packet was completed.

Item 13c. Date of the expiration one year from completion of the packet.



## Appendix C

### Ammunition and Explosive Certification Program Matrix IAW DA PAM 385-64

AMMUNITION & EXPLOSIVE CERTIFICATION PROGRAM MATRIX		
Required Training	Unit Level AMMO Handlers	Title of Course
AMMO-45-DL	9E-F67/920-F35 (DL)	INTRODUCTION TO AMMUNITION
AMMO-64-DL	4E-F45/645-F29 (DL)	CLASS V ISSUE & TURN-IN PROC FOR USING UNITS
Resident Training	Conducted by ASP	AMMO Handlers Course. Must complete course and training listed above to obtain AMMO Handlers Certification
Required Training	ASP Workers	Title of Course
AMMO-45-DL	9E-F67/920-F35 (DL)	INTRODUCTION TO AMMUNITION
AMMO-63-DL	4E-F44/645-F28 (DL)	U.S. ARMY EXPL SAFETY FAMILIARIZATION
AMMO-64-DL	4E-F45/645-F29 (DL)	CLASS V ISSUE & TURN-IN PROC FOR USING UNITS
AMMO-68-DL	4E-F46/645-F30 (DL)	MILITARY MUNITIONS RULE
AMMO-112-DL	4E-F28/645-F12 (DL)	AMMUNITION & EXPLOSIVES STORAGE SAFETY
Required Training	Safety Professionals	Title of Course
AMMO-28-DL**	4E-F45/645-F29 (DL)	ARMY ELECTRICAL EXPLOSIVE SAFETY
AMMO-45-DL**	9E-F67/920-F35 (DL)	INTRODUCTION TO AMMUNITION
AMMO-54-DL**	9E-F68/920-F36 (DL)	RISK MGMT & PREP OF SOP FOR AMMO & EXP
AMMO-63-DL**	4E-F44/645-F28 (DL)	U.S. ARMY EXPL SAFETY FAMILIARIZATION
AMMO-68-DL**	4E-F46/645-F30 (DL)	MILITARY MUNITIONS RULE
AMMO-78-DL**	4E-F62/645-F46 (DL)	AMMUNITION PUBLICATIONS
AMMO-82-DL**	4E-F24/431-F8 (DL)	U.S. ARMY EXP SAFETY QTY DIST & SITE PLANNING
AMMO-97-DL**	4E-F64/645-F48 (DL)	MUNITIONS HISTORY PROGRAM
AMMO-99-DL**	4E-F65/645-F49 (DL)	APPLICATION OF US ARMY ESQD PRINCIPLES
AMMO-100-DL**	4E-F25/431-F9 (DL)	ARMY EXPLOSIVE SAFETY SITE PLANNING
AMMO-101-DL**	4E-F25/431-F9 (DL)	TUTORIAL FOR USING DDESB APPROVED AUTOMATED QD CALCULATOR
AMMO-107-DL**	4E-F26/431-F10 (DL)	INTRODUCTION TO EXPLOSIVE SAFETY MANAGEMENT
AMMO-112-DL**	4E-F28/645-F12 (DL)	AMMUNITION & EXPLOSIVES STORAGE SAFETY

**NOTE:** \*\* Denotes Required Training for Safety Professionals with Explosive Safety Responsibilities

**Figure C-1**

PAGE LEFT BLANK INTENTIONALLY

## Appendix D

### Arms Room Ammunition Storage Request Packet Example and Forms

#### Items needed for Fort Sill Arms Room Ammunition Storage License

Complete and return the listed items to the FCoE Safety Office via email to:

[brian.p.calvin2.civ@army.mil](mailto:brian.p.calvin2.civ@army.mil) and [bennie.w.mccoy.civ@army.mil](mailto:bennie.w.mccoy.civ@army.mil) . Do not deliver hard copies in person, the digital version of the FS Form 700 is required. For any questions about the License Packet please call (520) 671-5066/8737 or (580) 917-3832.

Item 1. A memorandum requesting the issue of an ammunition storage license, containing the mission, and duration of the mission (from – to dates), and the QTY, NOMEN, DODIC of ammo requested (See sample on page 62 for content).

Item 2. DD2977, Deliberate Risk Assessment Worksheet (DRAW) NOV 2024|version or later – (See example on pages 64-70) – signed IAW DA Pam CG Policy Memo #3A (Figure L-1, page 83)

Item 3. FS Form 384-64-A, Arms Room Ammunition Storage Safety Inspection completed and signed by the BN (or higher) Safety or Ammo Officer. (See example page 71)

Item 4. FS Form 385-64-B, Unit Arms Room Licensing Commander Compliance Checklist, completed and signed by the commander requesting the storage. (See example page 72)

Item 5. Current, valid construction statement (DA Form 4604) for the arms room. If necessary, request from DPW by submitting a DA Form 4283 through work control POC Mr. Eric Mitchell, (580) 442-4664/4337, Bldg. 1950, email: [eric.e.mitchell.civ@army.mil](mailto:eric.e.mitchell.civ@army.mil) . The arms room number must match across the request memo, DA Form 4604 and the DD Form 2977.

#### NOTES:

The completed license will be released to the QASAS, who will return the license to FCoE Safety upon completion of their inspection.

QASAS Contact Number: (580) 442-4408

Maximum quantity of ammo authorized for storage in unit arms rooms is 100 lbs. Net Explosives Weight (NEW) of 1.4S and 1.3 HC/D, and 50 lbs. NEW of 1.2.2 HC/D.

Allow 10 working days to process requests and complete the storage license.

Ammunition for training (i.e. FTX, Weapons Qualification/Familiarization) IS NOT AUTHORIZED for storage in Arms Room IAW FS Reg 385-64. The Ammunition Holding Area (AHA) is licensed for that storage.

Fire Department (FD) Inspection Contact: The best way for contact is via email to:

[dwayne.m.harris4.civ@army.mil](mailto:dwayne.m.harris4.civ@army.mil) . The unit will need to let the Fire Department now the building number and what service (Arms Room Inspection) they're requesting, POC, and phone number. As soon as the email is received the FD will pass it on to the assigned fire inspector for that facility and they will contact the POC to schedule their inspection.

Figure D-1



DEPARTMENT OF THE ARMY  
CHARLIE BATTERY, 2nd BATTALION, 120th FIELD  
ARTILLERY 1<sup>ST</sup> FIRES BRIGADE  
FORT SILL, OKLAHOMA 73503

REPLY TO  
ATTENTION OF

AFYB-FBC-CO

Day / Month / Year

MEMORANDUM THRU Commander, 2-120 FA, 1<sup>st</sup> Fires Brigade, ATTN: S-2, Fort Sill, Oklahoma, 73503

Commander, 1<sup>st</sup> Fires Brigade, ATTN: S-2, Fort Sill, Oklahoma, 73503

FOR Commander United States Army Fires Center of Excellence, ATTN: FCoE Safety Office, Fort Sill, Oklahoma, 73503

SUBJECT: Storage of Ammunition in Unit Arms Room

1. References:

a. Department of the Army Pamphlet 385-64, Ammunition and Explosives Safety Standards, 24 May 2011 (RAR 10 October 2013).

b. Fort Sill Regulation 385-64, Explosives Safety Management Program (ESMP), 10 December 2021.

2. Request to store the following operational ammunition in the (EX: C 2-120 FA Arms Room, Bldg 12345, Room 123 or Naval Armory SN 10-04-1358 (ARMAG) (choose one type), on Fort Sill, Oklahoma. Ammunition is required for (EX: Ceremonial/Funeral detail, Crisis Response Battalion or Operational Load. List the specific mission/reason). (choose one or explain why) for the period from (DATE) to (DATE).

XXXX rounds CTG. 5.56MM Ball M855 CLPD (DODIC A059) HC/D 1.4S

Additional lines as necessary

3. Required DD 2977, Deliberate Risk Assessment Worksheet; FS Form 385-64-A, Arms Room Ammunition Storage Safety Inspection; FS Form 385-64-B, Unit Arms Room License Requirements, and DA Form 4604, Security Construction Statement are enclosed.

4. Ammunition is packed in the approved metal containers and secured. The fire symbol appropriate for the fire hazard ("2", "3", or "4" as applicable) is displayed at the entrance outside the building and by the arms room door, visible to all personnel at all times.

Figure D-1 (continued)

5. POC is the undersigned at (xxx) xxx-xxxx or email joe.rambo.mil@mail.mil.

Encls  
as

Signature
-----------

Joe Rambo  
CPT, FA  
Commanding

**Figure D-1 (continued)**

Page 1 of 7

62

	4. SUBTASK/SUBSTEP OF MISSION/TASK	5. HAZARD	6. INITIAL RISK LEVEL	7. CONTROL	8. HOW TO IMPLEMENT/ WHO WILL IMPLEMENT	9. RESIDUAL RISK LEVEL
<div>+</div> <div>-</div>		Injury from accidental detonation of rounds "cooking off", during a fire or mishandling an unloaded weapon	H	Notify DES of amount, type, and exact location of rounds in the arms room. Keep two fire extinguishers in the arms room at all times. Post proper signs outside the arms room notifying that there is ammunition in the arms room. Teach armorer proper handling skills for ammo. Ensure all weapons are cleared of ammo.	<div>How: Admin control and inspection of arms room to determine if controls have been met</div> <div>Who: Leaders Armorer</div>	L
<div>+</div> <div>-</div>		Degradation of ammunition due to excessive moisture, causing powder instability	M	Armorer will inspect ammunition monthly for any signs of degradation. Use a dehumidifier in arms room and empty daily or weekly depending on moisture level	<div>How: Arms room SOP, ammo handlers certification</div> <div>Who: Leaders, armorer</div>	L
<div>+</div> <div>-</div>		Humidity in Arms Room causing rust on ammunition	M	Armorer will inspect ammunition monthly for any signs of rust. Use a dehumidifier in arms room and empty daily or weekly depending on moisture level	<div>How: Arms room SOP, ammo handlers certification</div> <div>Who: Leaders, armorer</div>	L
<div>+</div> <div>-</div>		Equipment/ammunition being stolen from arms room	H	Armorer and physical security/safety OIC will ensure alarms in arms room are functioning and perform quarterly inspections to ensure its functionality.	<div>How: Arms room SOP, weekly inspections</div> <div>Who: Leaders, armorer</div>	L

Figure D-1 (continued)

	4. SUBTASK/SUBSTEP OF MISSION/TASK	5. HAZARD	6. INITIAL RISK LEVEL	7. CONTROL	8. HOW TO IMPLEMENT/ WHO WILL IMPLEMENT	9. RESIDUAL RISK LEVEL
<div>+</div> <div>-</div>		Damaged or destruction from accidental detonation of stored ammunition.	M	<p>Stored ammunition is limited to requirements identified on FS Form 700 (Storage License).</p> <p>Net Explosive Weight will not exceed license authorization.</p> <p>Commander must have a signed memorandum listing type and amount of ammunition in arms room for storing Privately Owned Weapons and ammunition for personnel living in barracks.</p> <p>Construction certified for storage by facility engineering.</p> <p>Fire extinguishers available for use in immediate area.</p> <p>Ammunition will be stored in original or approved metal containers or lockers</p>	<p>How: FS Form 700 updated annually</p> <p>Who: Armorer, Commander</p>	L
<div>+</div> <div>-</div>		FIRE	M	<p>2 Fire extinguishers rated (minimum) 1A-10BC readily available. Will be permanently mounted on wall or in tip over container bottom of canister must be min 4in from floor and lever cannot exceed 5ft from the floor</p> <p>Combustible and flammable liquids nonessential to storage will be removed.</p> <p>Appropriate Fire Symbol, IAW license, is posted adjacent to arms room.</p>	<p>How: Arms Room SOP, Fire Marshall training</p> <p>Who: Armorer</p>	L
<div>+</div> <div>-</div>		Heat injury	M	<p>In non air conditioned rooms the time spent in arms room will be to a</p>	<p>How: SOP, Work rest cycle from TRADOC REG 350-29</p> <p>Who: Leaders, Armorer</p>	L

Figure D-1 (continued)



	4. SUBTASK/SUBSTEP OF MISSION/TASK	5. HAZARD	6. INITIAL RISK LEVEL	7. CONTROL	8. HOW TO IMPLEMENT/ WHO WILL IMPLEMENT	9. RESIDUAL RISK LEVEL
<div>+</div> <div>-</div>		Live/Ball ammunition is confused or mixed with Blank/Dummy ammunition	H	Ammo will be stored separately in marked, banded ammo cans with tamper proof seals All ammo in arms room will be signed out by number of rounds and lot number	<div>How:</div> Establish Battery Ammo SOP within the Arms Room. Armorer will inspect each box to ensure no tampering. For loose rounds Armorer along with 1SG/Commander shall inspect each loose round and ensure they are in correct containers. <div>Who:</div> Armorer, 1SG, Commander	L
<div>+</div> <div>-</div>		Asphyxia from using Purple K Fire Extinguishers	H	Purple K Fire Extinguishers depletes the oxygen in the room causing the fire to smother out. Using Purple K extinguishers may cause oxygen to deplete in small areas causing ASPHYXIA. NO Purple K extinguishers will be used only 10 lb ABC extinguishers	<div>How:</div> NO purple K Extinguishers shall be used in arms room only 10lb ABC extinguishers <div>Who:</div> Armorer, Leaders	L
<div>+</div> <div>-</div>		Lifting injuries	M	Large ammunition containers, or containers weighing over 30 lbs shall have a two man lift at all times	<div>How:</div> SOP, Armorer, Leaders will enforce <div>Who:</div> Leaders, Armorer	L
<div>+</div> <div>-</div>		Stray Voltage	M	Ensure all electrical equipment complies with grounding standards IAQ NFPA 70	<div>How:</div> DA PAM 385-64 NFPA 70  FS Form 385-64-A Self-inspection and higher-command arms room inspections <div>Who:</div> Leaders, Armorer	L

Figure D-1 (continued)

	4. SUBTASK/SUBSTEP OF MISSION/TASK	5. HAZARD	6. INITIAL RISK LEVEL	7. CONTROL	8. HOW TO IMPLEMENT/ WHO WILL IMPLEMENT	9. RESIDUAL RISK LEVEL
<div>+</div> <div>-</div>		Exposure of persons unrelated to munitions handling.	M	Always expose: The minimum number of personnel to the minimum amount of explosives, for the minimum amount of time possible.	How: DESR 6055.09 DA Pam 385-64  FS Form 385-64-A Self-inspection and higher-command arms room inspections  Who: Leaders, Armorer	L
10. OVERALL RESIDUAL RISK LEVEL (All controls implemented):						
<input type="checkbox"/> EXTREMELY HIGH <input type="checkbox"/> HIGH <input type="checkbox"/> MEDIUM <input type="checkbox"/> LOW						
11. OVERALL SUPERVISION PLAN AND RECOMMENDED COURSE OF ACTION						
<div></div>						
12. APPROVAL OR DISAPPROVAL OF MISSION OR TASK						
<input type="checkbox"/> APPROVE <input type="checkbox"/> DISAPPROVE						
a. NAME (Last, First, Middle Initial)		b. RANK/GRADE	c. DUTY TITLE/POSITION	d. SIGNATURE OF APPROVAL AUTHORITY		
Approval Authority based on CG Policy Memo #3A			Commander	<div>Signature</div>		
e. ADDITIONAL GUIDANCE:						
<div></div>						

Figure D-1 (continued)




RISK ASSESSMENT MATRIX		Probability (Expected frequency)				
		Frequent: Continuous, regular, or inevitable occurrences	Likely: Several or numerous occurrences	Occasional: Sporadic or intermittent occurrences	Seldom: Infrequent occurrences	Unlikely: Possible occurrences but improbable
Severity (expected consequence)		A	B	C	D	E
Catastrophic: Mission failure, unit readiness eliminated; death, unacceptable loss or damage	I	EH	EH	H	H	M
Critical: Significantly degraded unit readiness or mission capability; severe injury, illness, loss or damage	II	EH	H	H	M	L
Moderate: Somewhat degraded unit readiness or mission capability; minor injury, illness, loss, or damage	III	H	M	M	L	L
Negligible: Little or no impact to unit readiness or mission capability; minimal injury, loss, or damage	IV	M	L	L	L	L
LEGEND:    EH - Extremely High Risk    H - High Risk    M - Medium Risk    L - Low Risk						
13. RISK ASSESSMENT REVIEW (Required when assessment applies to ongoing operations or activities)						
a. DATE	b. LAST NAME	c. RANK/GRADE	d. DUTY TITLE/POSITION	e. SIGNATURE OF REVIEWER		
						
						
						
14. FEEDBACK AND LESSONS LEARNED						
15. ADDITIONAL COMMENTS OR REMARKS						
15. ADDITIONAL COMMENTS OR REMARKS						

Figure D-1 (continued)

Instructions for Completing DD Form 2977, "Deliberate Risk Assessment Worksheet"	
<p><b>1. Mission/Task Description and Execution</b>  <b>Date(s):</b> Briefly describe the overall Mission or Task and execution date(s) for which the deliberate risk assessment is being conducted.</p> <p><b>2. Date Prepared:</b> Enter date form was prepared.</p> <p><b>3. Prepared By:</b> Information provided by the individual conducting the deliberate risk assessment for the operation or training.  <b>Legend:</b> <b>UIC</b> = Unit Identification Code; <b>CIN</b> = Course ID Number; <b>OPORD</b> = operation order; <b>DSN</b> = defense switched network; <b>COMM</b> = commercial</p> <p><b>4. Subtask/SubStep of Mission/Task:</b> Briefly describe all subtasks or substeps that warrant risk management.</p> <p><b>5. Hazard:</b> Specify hazards related to the subtask in block 4.</p> <p><b>6. Initial Risk Level:</b> Determine initial risk level. Using the risk assessment matrix (preceding block 13), determine level of risk for each hazard specified. Use probability and severity to determine risk level; enter risk level into column.</p> <p><b>7. Control:</b> Enter risk mitigation resources/controls identified to abate or reduce risk relevant to the hazard identified in block 5.</p> <p><b>8. How to Implement / Who Will Implement:</b> Briefly describe the means of employment for each control (i.e., OPORD, briefing, rehearsal) and the name of the individual, unit or office that has primary responsibility for control implementation.</p> <p><b>9. Residual Risk Level:</b> After controls are implemented, determine resulting probability, severity, and residual risk level. Entered hazards may be automatically sorted by residual risk level by clicking the header for Block 9.</p> <p><b>10. Overall Risk After Controls are Implemented:</b> Assign an overall residual risk level. This is equal to or greater than the highest residual risk level (from block 9).</p>	<p><b>11. Supervision Plan and Recommended Course of Action:</b> Completed by preparer. Identify specific tasks and levels of responsibility for supervisory personnel and provide the decision authority with a recommend course of action for approval or disapproval based upon the overall risk assessment.</p> <p><b>12. Approval/Disapproval of Mission/Task:</b> Risk approval authority approves or disapproves the mission or task based on the overall risk assessment, including controls, residual risk level, and supervision plan.</p> <p><b>13. Risk Assessment Review:</b> Should be conducted on a regular basis. Reviewers should have sufficient oversight of the mission or activity and controls to provide valid input on changes or adjustments needed. If the residual risk rises above the level already approved, operations should cease until the appropriate approval authority is contacted and approves continued operations.</p> <p><b>14. Feedback and Lessons Learned:</b> Provide specific input on the effectiveness of risk controls and their contribution to mission success or failure. Include recommendations for new or revised controls, practicable solutions, or alternate actions. Submit and brief valid lessons learned as necessary to persons affected.</p> <p><b>15. Additional Comments or Remarks:</b> Preparer or approval authority provides any additional comments, remarks, or information to support the integration of risk management.</p> <p><b>Additional Guidance:</b> Blocks 4-9 may be reproduced as necessary for processing of all subtasks/substeps of the mission/task. The addition button will add a row below the row at which selected. The subtraction button will remove the row at which selected.</p>

Figure D-1 (continued)

<b>ARMS ROOM AMMUNITION STORAGE SAFETY INSPECTION</b>					
Unit: _____		Bldg. #: _____			
Unit Commander: _____		Telephone #: _____			
Unit Armorer: _____		Telephone #: _____			
	ARMS ROOM / EXPLOSIVE SAFETY	GO	NO GO	N/A	Remarks
1.	Are 2 fire extinguishers present, serviceable, and readily available? (Minimum 10BC Rated)				
2.	Have fire extinguishers been inspected annually by a qualified/trained individual?				
3.	Are fire extinguishers located and properly/secured mounted?				
4.	Are flammable liquids NOT stored inside arms room?				
5.	Are dirty rags stored in a metal container with a lid?				
6.	Is storage of combustible materials kept to a minimum and in neat and orderly state?				
7.	Are appropriate fire symbols legible, and posted on exterior of building and outside of arm room's entrance, or removed if no A&E is stored?				
8.	Are ammunition/explosives containers and/or cabinets properly marked with appropriate fire symbol?				
9.	Are materials not stored within 18 inches of sprinkler heads, or within 24 inches of ceiling in other areas?				
10.	Are electric space heaters NOT used inside the unit arms room?				
11.	Are extension cords NOT used to supply power from the ordinary power source?				
12.	Are light fixture exposed to breakage (covers in place, protective sheaths on fluorescent bulbs)?				
13.	No training ammunition being stored in the arms room?				
	** Ammunition/explosive storage quantities are limited to the amounts and hazard class/divisions approved by ammo surveillance personnel and Fort Sill Explosives Safety Manager.				

To be completed and signed by the BN (or Higher) Safety or Ammo Officer

Approved: \_\_\_\_\_ Disapproved (See remarks): \_\_\_\_\_

Inspector: \_\_\_\_\_ Date: \_\_\_\_\_ Telephone #: \_\_\_\_\_

Signature: \_\_\_\_\_

Additional Remarks:

FS Form 385-64-A, SEP 2022

**Figure D-1 (continued)**

Unit Arms Rooms Licensing Compliance Checklist		
Ammunition storage in unit arms rooms requires an approved explosive storage license		
The FCoE Safety Office is the issuing authority		
<b>NOTE:</b> A copy of all the documents listed below will be available to any inspecting activity at the time of inspection.		
		YES NO
1	Has the unit prepared a memorandum requesting the issuance of a license for storage of authorized ammunition items in an arms room?	<input type="checkbox"/> <input type="checkbox"/>
2	Has the unit prepared a risk assessment (DD 2977) for the arms room approved by the appropriate risk acceptance authority IAW CG Policy Memo #3A?	<input type="checkbox"/> <input type="checkbox"/>
3	Has a current Security Construction Statement (DA Form 4604-R) been obtained and posted? (This document is valid for five years from the date of issue).	<input type="checkbox"/> <input type="checkbox"/>
4	Is a record of an Installation Physical Security AA&E record inspection, conducted by the FS Office of the Provost Marshal/DES within the last year, on hand?	<input type="checkbox"/> <input type="checkbox"/>
5	Is a record of a FS Fire Department inspection, conducted within the last year, on-hand?	<input type="checkbox"/> <input type="checkbox"/>
6	Does arms room have two fire extinguishers, rated at least 10 BC, mounted on wall, serviceable and readily available?	<input type="checkbox"/> <input type="checkbox"/>
7	Does unit have the correct fire symbol displayed upon receipt of the ammunition? When ammunition is no longer being stored the signs must be covered or removed.	<input type="checkbox"/> <input type="checkbox"/>
8	Does the arms room have a current arms room (A&E) SOP, and approved access roster?	<input type="checkbox"/> <input type="checkbox"/>
9	Does the unit have Ammunition Handlers that have been appointed on orders by their commander and meet all training requirements outlined in FS REG 385-64?	<input type="checkbox"/> <input type="checkbox"/>
10	Has the armory team completed the Ammo-45 (DL) and Ammo 68 (DL) courses via ATTRS?	<input type="checkbox"/> <input type="checkbox"/>
11	Has all the above mentioned documentation been gathered for posting with the issued license in the arms room?	<input type="checkbox"/> <input type="checkbox"/>
12	Is the ammunition added to the property book for the duration of the license? A QASAS inspected item.	<input type="checkbox"/> <input type="checkbox"/>
		<input type="checkbox"/> <input type="checkbox"/>
<b>NOTE:</b> You must have all "YES" to be compliant with the license requirements. The license will be relinquished by the QASAS after the inspection.		

Signature of Requesting Commander:

Date:

FS Form 385-64-B, SEP 2022

Figure D-1 (continued)

IAW DA Pam 385-64

## **1–9. Explosives safety training**

a. All personnel (supervisory and non-supervisory) who conduct AE-related activities must complete explosives safety training appropriate for their actions. Such personnel must receive refresher training to help retain the requisite knowledge and competency in explosives safety.

b. In addition to any explosive's safety training specified for career programs in AR 690 – 950 and related publications and training mandated by local, state, or federal requirements, explosives safety training is indicated in figure 1 – 1 and will be completed.

(1) Refer to chapter 19 for training and certification requirements associated with AE transportation.

(2) Ordnance and Explosives Safety Specialists must follow the minimum requirements of the Department of Defense Explosive Safety Board (DDESB) Technical Paper (TP)–27 and the Career Program 12 Explosives Safety Handbook.

c. ACOM, ASCC, and DRU safety directors may –

(1) Approve alternative courses that are tailored to the organization's missions, and functions provided the courses provide the same degree and level of training as those listed in figure 1 – 1.

(2) Allow substitution of equivalent experience for the courses listed. d. Initial training, as specified in figure 1 – 1, must be provided as soon as practical based on mission, funding, and resource constraints. As appropriate, garrison, installation, and unit safety managers must develop and provide training officers with the training programs required to ensure garrison, installation, and unit personnel are trained to conduct AE operations safely.

Training Courses	Title of Position Held and Specific Duties Performed											
	Personnel in 0017, 0018 and 0803 Job Series	Safety and Occupational Health Professionals with Explosives Safety Responsibilities	Quality Assurance Specialist/ Ammunition Surveillance (QASAS)	Ammunition Area and Operations Supervisors and Planners	Ammunition Handling and Operating Personnel	Personnel who Prepare, review or Recommend Approval of Site Plans	Personnel Who Inspect/Test Grounding, Bonding, and/or Lightning Protection Systems	Personnel Who Handle or Manage Waste Military Munitions	Personnel Who Monitor the Safety of Contractors Handling AE (AE)	Drivers of AE Trucks		
AMMO-28	S	M	M	S	S	M	M		M			
AMMO-31		S	S	S	S			M				
AMMO-45	M	M	M	M <sup>2</sup>	M <sup>2</sup>	M		M	M			M <sup>5</sup>
AMMO-54		M	M	M <sup>2</sup>	M <sup>2</sup>	S	S					
AMMO-63	M	M	M	S	S	M		M	M			
AMMO-64												M <sup>5</sup>
AMMO-67										M <sup>5</sup>		
AMMO-68	S	M	M <sup>6</sup>	S	S			M <sup>7S</sup>	S			
AMMO-78	M	M	M	S	S	M			M			
AMMO-82	S	M	M	S	S	M						
AMMO-97		M	M						S			
AMMO-99	S	M	M	S	S	M						
AMMO-100		M	M			M						
AMMO-101		M	M			M						
AMMO-107 <sup>2</sup>	M	M	M	S	S	M			M			
AMMO-112	S	M	M	S	S				M			
Advanced Explosives Safety Management Workshop	S	M	S						S			
Explosives Safety in Tactical Environments Workshop		M <sup>8</sup>	M <sup>8</sup>		M <sup>8</sup>							
Explosives Safety in RDT&E and Industrial Environments Workshop		M <sup>4</sup>	S									
<b>M – mandatory</b>	<b>S – suggested</b>											

Figure 1–1. Army explosives safety courses (applicable to military and civilian personnel) 1

Figure D-1 (continued)



LEGEND:	
Course Number:	Title:
AMMO-28 (4E-F33/645-F17)	Army Electrical Explosives Safety (CERT)
AMMO-31 (9E-F64/920-F32)	Environmental Considerations for Ammo Pers
AMMO-45 (9E-F67/920-F35)	Introduction to Ammunition (CERT)
AMMO-54 (9E-F68/920-F36)	Risk Mgmt & Prep of SOP for Ammo & Exp (CERT)
AMMO-63 (4E-F44/645-F28)	U.S. Army Expl Safety Familiarization (CERT)
AMMO-64 (4E-F45/645-F29)	Class V Issue & Turn-in Proc for Using Units
AMMO-67 (9E-F69/920-F37)	HAZMAT Familiarization/Safety in Trans (CERT)
AMMO-68 (4E-F46/645-F30)	Military Munitions Rule (Cert)
AMMO-78 (4E-F62/645-F46)	Ammunition Publications (CERT)
AMMO-82 (4E-F24/431-F8)	U.S. Army Explosives Safety Quantity Distance and Site Planning
AMMO-97 (4E-F64/645-F48)	Munitions History Program (MHP)
AMMO-99 (4E-F65/645-F49)	Application of U.S. Army ESQD Principles (CERT)
AMMO-100 (4E-F25/431-F9)	Army Explosives Safety Site Planning (CERT)
AMMO-101 (4E-F25/431-F9)	Tutorial for Using DDESB Approved Automated QD Calculator (Army)
AMMO-107 (4E-F26/431-F10)	Intro to Expl Sfty Mgmt for Sfty Pros (CERT)
AMMO-112 (4E-F28/645-F12)	Ammunition and Explosives Storage Safety (CERT)

NOTES:	
Notes:	Description:
1	"DL" indicates distance learning course
2	Prerequisite courses for AMMO-107 are AMMO-45, AMMO-63 and AMMO-78
3	Commanders will designate in writing the Ammunition Area/Operations Supervisors and AE handling and/or operating personnel for which this training is mandatory based on their duties.
4	Mandatory for safety professionals with explosives safety roles and responsibilities in industrial and research, development, test and evaluation (RDTE) missions and functions; recommended for safety professionals with explosives safety roles and responsibilities in munitions response missions and functions.
5	Annual Refresher Training Required
6	Biennial Refresher Training Required
7	Required at locations where WMM are stored, handled, or treated.
8	Mandatory for those that may have tactical deployment responsibilities, recommended for others.

Figure 1-1. Army explosives safety courses (applicable to military and civilian personnel) 1 - continued

The specific duties that an Armorer is required to perform is Ammunition Handling and Operating Personnel. The two mandatory ATIS distance learning (DL) classes are AMMO-45 and AMMO-64.

AMMO-45 ATIS Course Number 9E-F67/920-F35

AMMO-64 ATIS Course Number 4E-F45/645-F29

<https://learn.atis.army.mil/moodle/>

Figure D-1 (continued)

## Example Explosive Storage Limits and License

Page 1 of 1

**Figure E-1**

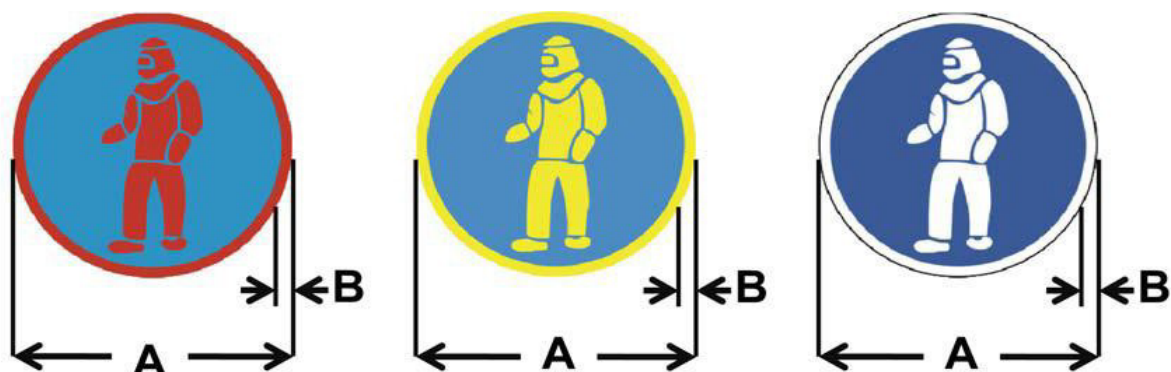
Colors (per Federal Standard 595A and GSA Catalog) Background: Orange #12246  
Numbers: Black # 17038

Dimension	Large Symbol (inches)	Small Symbol (inches)
A	24	12
B	7	3.5
C	10	5
D	8	4
Number (height)	10	5
Number (thickness)	2	1

**Figure E-1 (continued)**

## Appendix F

### Chemical Hazard Symbols



**Symbol 1. Wear full protective clothing.**  
Background is blue (#15102). Figure and rim are as follows:

Red (#11105) is for Set 1 Protective Clothing:

24 inch: NSN 7690-01-081-9586

12 inch: NSN 7690-01-081-9585

Yellow (#13538) is for Set 2 Protective Clothing:

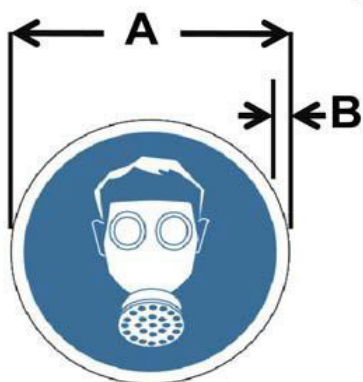
24 inch: NSN 7690-01-081-9587

12 inch: NSN 7690-01-082-0291

White (#17875) is for Set 1 3 Protective Clothing:

24 inch: NSN 7690-01-083-6272

12 inch: NSN 7690-01-081-9588



**Symbol 2. Wear breathing apparatus.**  
Background is blue (#15102).  
Figure and rim are white (#17875).  
24 inch: NSN 7690-01-081-9589  
12 inch: NSN 7690-01-082-6710



**Symbol 3. Apply no water.**  
Background is white (#17875).  
Circle and diagonal are red (#11105).  
24 inch: NSN 7690-01-082-2254  
12 inch: NSN 7690-01-082-0292

Dimension	Large Symbol (inches)	Small Symbol (inches)
A	24	12
B	.5	.25
C	2	1

**Figure F-1**

## Fire Symbols

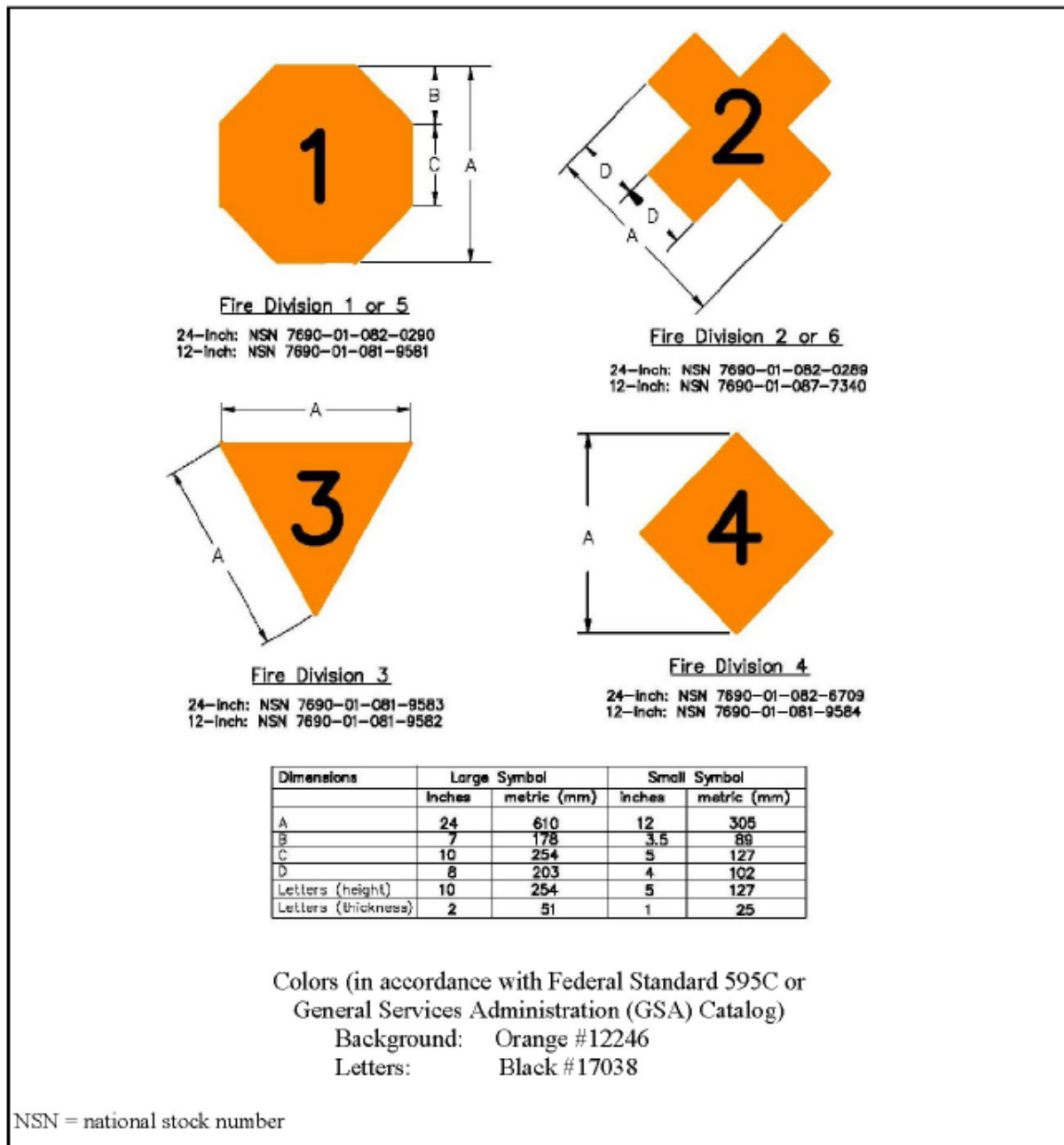


Figure F-2

## Appendix G

### Emergency Withdrawal Distances for Nonessential Personnel

**Table V1.E10.T4. Emergency Withdrawal Distances for Nonessential Personnel<sup>a</sup>**

HD	Unknown Quantity (ft) [m]	Known Quantity (ft) [m]
Unknown, located in facility, truck, or tractor trailer	4,000 [1,219]	4,000 [1,219]
Unknown, located in railcar	5,000 [1,524]	5,000 [1,524]
1.1 <sup>b</sup> and 1.5	Same as unknown facility, truck, trailer, or railcar, as appropriate	For Transportation: NEWQD ≤ 500 lbs: D = 2,500 ft NEWQD ≤ 226.8 kg: D = 762 m
		NEWQD > 500 lbs: D = 5,000 ft for railcars D = 4,000 ft for other modes
		NEWQD > 226.8 kg: D = 1,524 m for railcars D = 1,219 m for other modes
		For bombs and projectiles with caliber 5 inch [127 mm] or greater: D = 4,000 ft D = 1,219 m
		For Facilities: NEWQD ≤ 15,000 lbs: D = 2,500 ft NEWQD ≤ 6,804 kg: D = 762 m
		15,000 lbs < NEWQD ≤ 55,285 lbs: D = 4,000 ft
		6,804 kg < NEWQD ≤ 25,077 kg: D = 1,219 m
		NEWQD > 55,285 lbs: D = 105W <sup>1/3</sup> NEWQD > 25,077 kg: D = 41.65Q <sup>1/3</sup>
1.2 <sup>b</sup> and 1.6	2,500 [762]	2,500 [762]
1.3	600 [183]	Twice IBD with a 600 ft [183 m] minimum (V3.E3.T13)
1.4	300 [91.5]	300 [91.5]
a	Emergency withdrawal distances do not consider the potential flight range of propulsion units.	
b	For HD 1.1 and HD 1.2 AE, the maximum range that fragments and debris will be thrown (including the interaction effects of stacks of items, but excluding lugs, strongbacks, and nose and tail plates), if known, may be used to replace the distances given.	

**Figure G-1**

## **Appendix H**

### **Ammunition Transportation Routes**

1. This information is provided to inform units training on FCoE and Fort Sill of the routes that are authorized for transporting ammunition from the Ammunition Supply Point (ASP) to the East and West Range training areas. These are the only designated routes for vehicles transporting Hazard Class 1.1 and 1.2 ammunition. You may transport limited quantities of Hazard Class 1.3 and 1.4 ammunition on alternate routes to meet mission requirements (i.e., storage in unit arms rooms where permitted by regulation).

#### **2. Routes from ASP to the East Range.**

a. Primary Route. Depart the ASP through the North Gate by Ammunition Holding Area onto Hanson Road. Go to the end of Hanson Road and turn right on Randolph Road. Turn left on to the howitzer trail between building 7290 and 1490. Turn right at the first "Y" intersection in the howitzer trail. Follow the howitzer trail to White Wolf Bridge. Cross White Wolf Bridge and immediately turn left on to Punch Bowl Road. Turn right onto the howitzer trail that runs parallel to Apache Gate Road and proceed to Knob Hill howitzer trail. Turn right on Knob Hill howitzer trail and cross Apache Gate Road to Knob Hill Road. Follow Knob Hill Road to Quinette Road. Turn left on Quinette Road and proceed to East Range training areas.

b. Alternate Route. Depart ASP through the East exit and continue right on Hirsch Road to the howitzer trail and turn left. Continue on howitzer trail to I 44 under pass to Berry Road. Turn left on Berry Road to Hoyle Bridge low water crossing. Use this route only when you cannot use the primary route.

#### **3. Routes from ASP to the West Range. Depart the ASP through the North Gate by Ammunition Holding Area onto Hanson Road. Go to the end of Hanson Road and turn left on to Artillery Ridge Road.**

a. To travel to the southern section of the West Range. Turn left onto the howitzer trail parallel to Tower Two Road. Turn right on the first howitzer trail and cross Tower Two Road. Follow the howitzer trail to Mow-Way House. Continue to McKenzie Hill Road. Turn right on McKenzie Hill Road. Proceed to the southern section of the West Range.

b. To travel to the northern section of the West Range. Turn right onto Tower Two Road. Proceed to the northern section of the West Range.

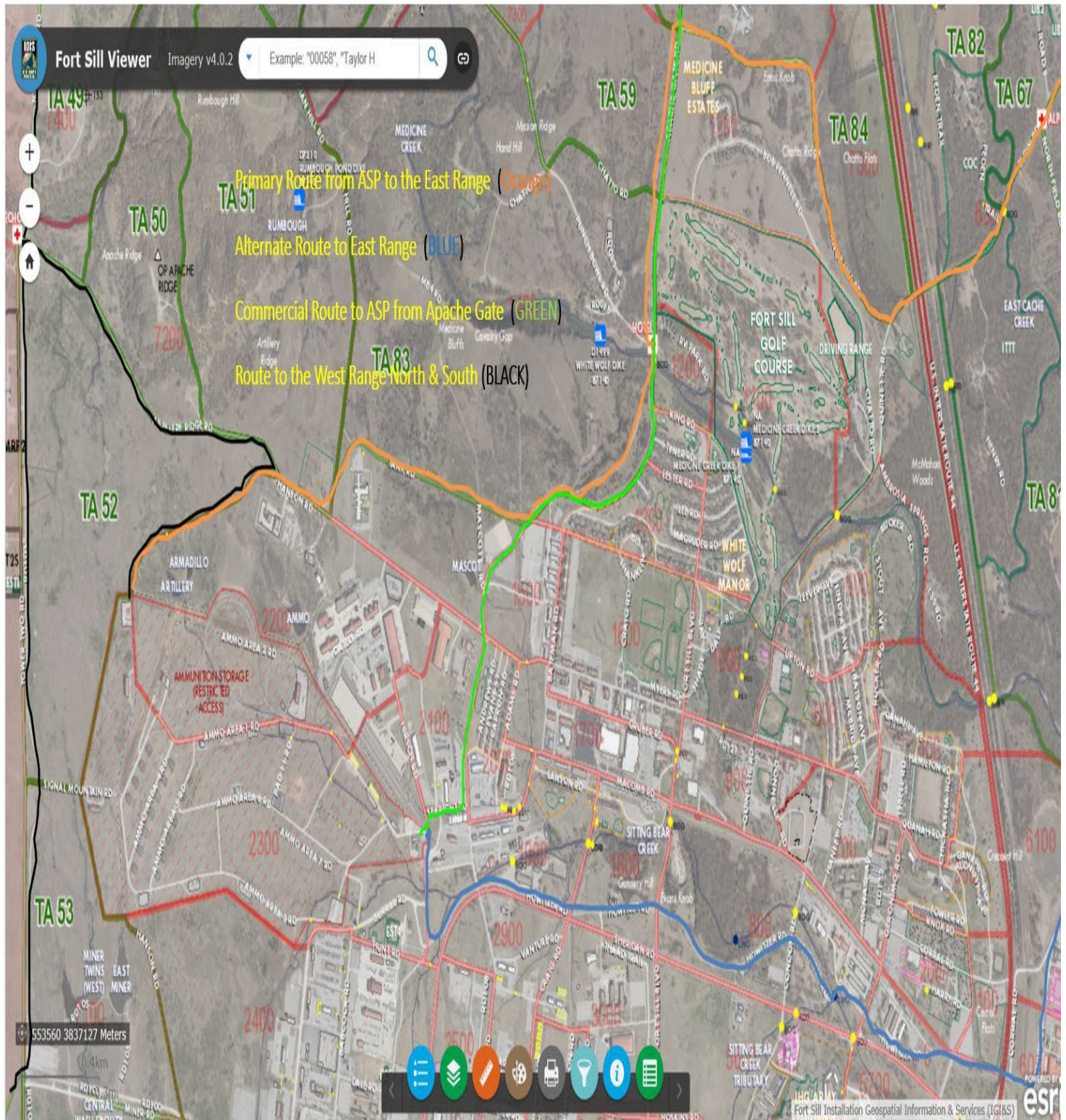
#### **4. Commercial ammunition carriers entering the post.**

a. Primary Route. Enter Apache Gate and park in the vehicle inspection area until cleared by ASP personnel. Upon the completion of the inspection the vehicle continues straight on Apache Gate Road to Currie Road. Follow Currie Road to Searight Road

and turn right. Turn left on Hirsch Road. Follow Hirsch to Burrill Road. Turn right on Burrill Road. Follow Burrill Road to the Van Gate entrance to the ASP. Turn right at the Van Gate entrance. The Van Gate entrance to the ASP is across from the water tower north of Babcock Road.

b. Alternate Route. Enter Key Gate West and Continue on Sheridan Road and turn right onto Currie Road go to on Searight Road and turn left. Proceed to Hirsch Road and turn left. Follow Hirsch to Burrill Road. Turn right on Burrill Road. Follow Burrill Road to the Van Gate entrance to the ASP. Turn right at the Van Gate entrance.

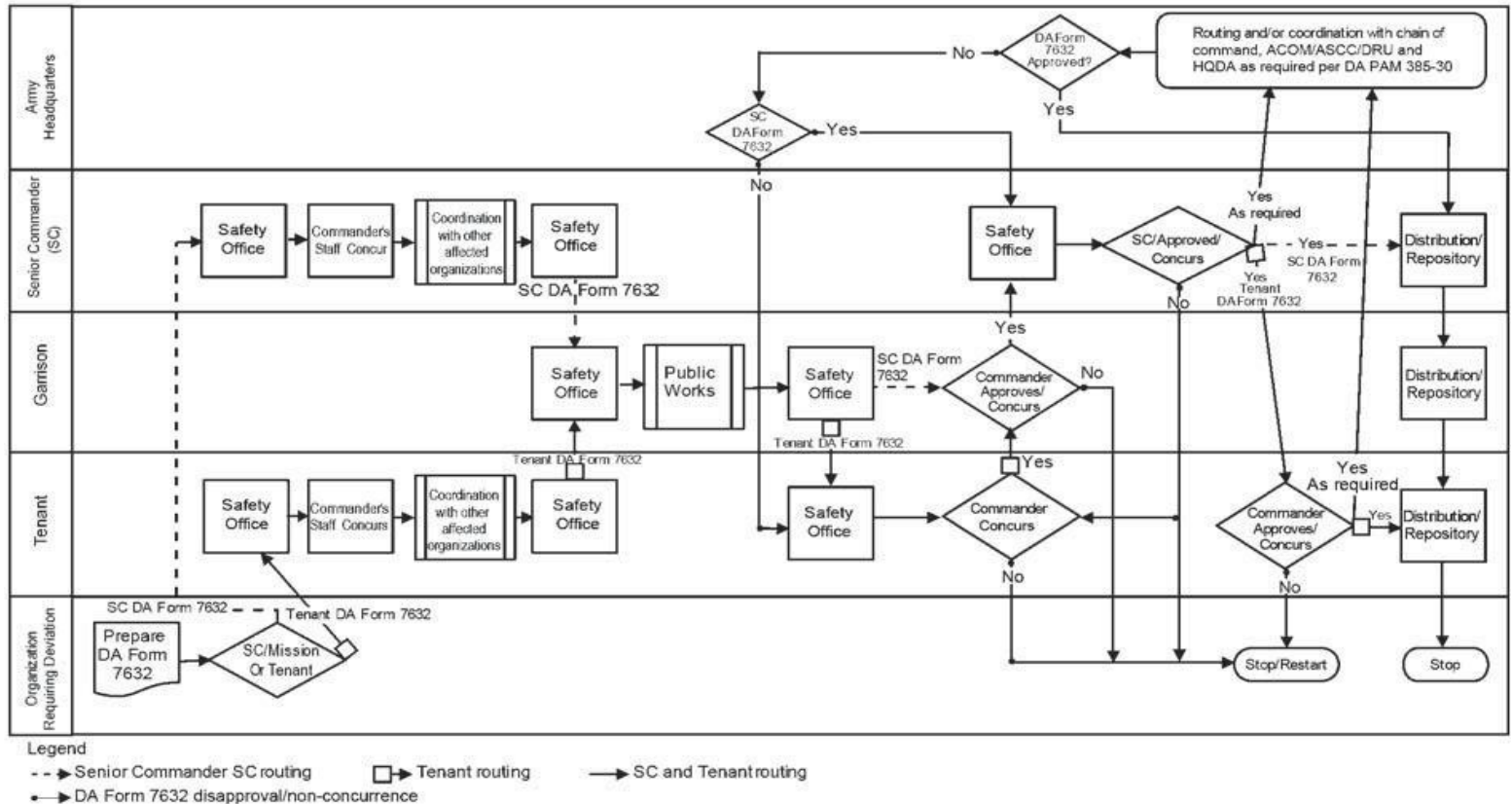




**Figure H-1**

## Appendix I Risk Assessment Routing

### Example of DA Form 7632 routing



#### Notes:

1. Risk acceptance, per FCoE CG Risk Acceptance Authority policy, may occur at various stages of this process, depending on the risk level.
2. The SC lane and the term "SC DA Form 7632" encompass DA Forms 7632 initiated by any local activity falling under the SC's command, including both garrison and mission organizations.
3. The "Safety Office" in the SC lane refers to the SC's designated safety office.

Figure I-1

## **Appendix J**

### **Helpful Websites**

<https://www3.dac.army.mil/> (Defense Ammunition Center)  
<https://safety.army.mil/groundsafety/SAFETYPROGRAMS/ExplosivesSafety/tabid/519/Default.aspx> (Explosive Safety)  
<http://www.dactces.org/> (Online Training)  
<http://www.transcom.mil/dtr/part-ii/chapters.cfm> (The Defense Transportation Regulations)  
<https://www3.dac.army.mil/es/usatces> (US Army Technical Center for Explosives Safety)  
<http://www.apd.army.mil/> (Army Publishing Directorate)  
<http://www.denix.osd.mil/uxo/index.cfm> (Unexploded Ordnance)  
<https://acc.dau.mil/ammo> (Ammunition Forum)  
<https://www.atrrs.army.mil> (Army Training Requirements and Resources System)  
<https://www.us.army.mil/suite/page683804> (Army Explosive Safety Knowledge Network)  
<http://www.youtube.com/user/DefenseAmmoCntr> (Defense Ammunition Center (DAC) YouTube channel)  
<http://digitraining.com/free-security-awareness-training/>  
<http://www.csregs.com/8-hour-hazwoper-refresher-new-computers/> Security Awareness Training and In-Depth HAZMAT Security Training

### **Mobile applications**

<http://itunes.apple.com> or <https://play.google.com/store/>

- Yellow Book
- Ammo Storage Compatibility Groups
- Explosives Safety Quantity-Distance
- Soldier Safety

## **Appendix K**

### **Helpful Phone Numbers**

Police or Fire Department 911 (Fort Sill) or (580) 442-2101  
IOC (580) 442-3240  
EOD (580) 442-2313  
Garrison Safety Manager (580) 442-4466  
QASAS O (580) 442-4408  
Range Operation Desk (580) 442-2008  
Army Technical Center for Explosives Safety DSN: 956-8787 or (918) 420-8787



## **Glossary**

### **Section I Abbreviations**

#### **A&E**

Ammunition and Explosives

#### **AAFES**

Army and Air Force Exchange Service

#### **AFSB**

Army Field Support Brigade

#### **AHA**

Ammunition Holding Area

#### **AIN**

Ammunition Information Notice

#### **ALARACT**

All Army Activities

#### **AO**

Accountable Officer

#### **ASCC**

Army Service Component Command

#### **ASP**

Ammunition Supply Point

#### **ATP**

Ammunition Transfer Point

#### **ATP**

Army Techniques Publications

#### **C2**

Command and Control

**CDL**

Commercial Driver License

**CFR**

Code of Federal Regulations

**CG**

Commanding General

**CIIC**

Controlled Inventory Item Code

**CO**

Commanding Officer

**CO2**

Carbon Dioxide

**CONUS**

Continental United States

**COR**

Contracting Officer Representatives

**CS**

Chlorobenzalmalononitrile

**DA**

Department of the Army

**DAC**

Defense Ammunition Center

**DAITM**

Department of the Army Investigation Team for Malfunctions

**DARAD**

Deviation Approval and Risk Acceptance Document

**DCMA**

Defense Contract Management Agency

**DoD**

Department of Defense

**DDESB**

Department of Defense Explosives Safety Board

**DeCA**

Defense Commissary Agency

**DES**

Directorate of Emergency Services

**DFARS**

Defense Federal Acquisition Regulations Supplement

**DPTMS**

Directorate of Plans, Training, Mobilization and Security

**DODIC**

Department of Defense Identification Code

**DPW**

Directorate of Public Works

**DRAW**

Deliberate Risk Assessment Worksheet

**EID**

Electrically Initiated Devices

**EMR**

Electromagnetic Radiation

**EOC**

Emergency Operations Center

**EOD**

Explosive Ordnance Disposal

**ES**

Exposed Sites

**ESC**

Explosives Safety Council

**ESCB**

Explosives Safety Certification Board

**ESMP**

Explosive Safety Management Program

**ESSP**

Explosives Safety Site Plan

**FARRP**

Forward Area Rearm/Refuel Points

**FCoE**

Fires Center of Excellence

**FCoEFS**

Fires Center of Excellence & Fort Sill

**FORSCOM**

United States Army Forces Command

**FUDS**

Formerly Used Defense Sites

**GC**

Garrison Commander

**GO**

General Officer

**GS**

General Schedule

**GSO**

Garrison Safety Office

**HAZMAT**

Hazardous Material

**HC**

Hexachloroethane

**HD**

Hazard Class/Division

**HERO**

Hazards of Electromagnetic Radiation on Ordnance

**HQDA**

Headquarters, Department of the Army

**IAW**

In Accordance With

**IBD**

Inhabited Building Distance

**IG**

Inspector General

**IHC**

Interim Hazard Class

**IMCOM**

Installation Management Command

**IOC**

Installation Operations Center

**IRO**

Installation Range Officer

**JMC**

Joint Munitions Command

**LAR**

Logistics Assistance Representative

**LPS**

Lightning Protection System

**LRC**

Logistics Readiness Center

**MEC**

Munitions and Explosives of Concern

**MICC**

Mission and Installation Contracting Command



**MOUT**

Military Operations in Urban Terrain

**MOS**

Military Occupational Specialty

**NAR**

Notification of Ammunition Restriction

**NCO**

Noncommissioned Officer

**NEW**

Net Explosive Weight

**NFPA**

National Fire Protection Association

**NM**

Nautical Mile

**NOTAM**

Notice to Airmen

**NSN**

National Stock Number

**O**

Officer

**OIC**

Officer in Charge

**OF**

Optional Form

**PAM**

Pamphlet

**PAO**

Public Affairs Office

**PES**

Potential Explosion sites

**POL**

Petroleum, Oils, and Lubricants

**PPE**

Personal Protective Equipment

**PWP**

Plastic White Phosphorous

**PWS**

Production Work Schedule

**QASAS**

Quality Assurance Specialist-Ammunition Surveillance

**Q&D**

Quantity-Distance

**RDT&E**

Research, Development, Test and Experimentation

**RF**

Radio Frequencies

**RFMSS**

Range Facility Management Support System

**RP**

Red Phosphorous

**RPMP**

Real Property Master Planning

**RPPB**

Real Property Planning Board

**SDZ**

Surface Danger Zones

**SES**

Senior Executive Service

**SOP**

Standing Operating Procedure

**SOUM**

Safety of Use Message

**SPO**

Support Operations

**U.S.**

United States

**USAG**

United States Army Garrison

**USAG FSOK**

United States Army Garrison Fort Sill, Oklahoma

**USATCES**

United States Army Technical Center for Explosives Safety

**UXO**

Unexploded Ordnance

**WDZ**

Weapon Danger Zones

**WP**

White Phosphorous